

CANGZHOU QC HYDRAULICS CO., LTD


沧州乾程液压器材有限公司



STAINLESS STEEL HYDRAULIC  
HOSE FITTINGS AND FERRULES  
QC HYDRAULICS IS A STAINLESS STEEL MANUFACTURER

» 2021

HEBEI CHINA 中国·河北



## COMPANY INTRODUCTION


Cangzhou QC Hydraulics Co., Ltd was established in 1999. Over the years, QC Hydraulics has been developing into one of the world's most important manufacturers of stainless steel components. QC Hydraulics fittings meet or exceed SAE, JIC, DIN, ISO, JIS and international standards.

QC Hydraulics has a large products range for selection:

- SS one piece crimp hose fittings
- SS swaged hose fittings
- SS hydraulic adapters
- SS metric DIN tube fittings
- SS double & single ferrule compression tube fittings
- SS high pressure ball valves
- SS braided PTFE hose assembly
- Hydraulic hose assembly
- Material includes: AISI 304(1.4301), AISI 316L(1.4404), AISI 316Ti(1.4571)

Tube and hose fittings for heavy-duty industrial applications. Our customers trust the quality of QC Hydraulics products – and have for decades. Our fields of application:

- Chemical plants
- Hydraulic engineering and shipbuilding
- Railway technology
- Offshore technology
- Foundry and rolling mill technology
- Machine construction





套筒型号索引  
Ferrule Part# Index

型号 Part#	页码 Page
Q00018	21
Q00100	21
Q00200	21
Q00100A	22
Q00110	22
Q00210	22
Q03310	23
Q01100	23
Q01200	23
Q01300	24
Q01400	24
Q00400	24
Q00401	25
Q00621	25

软管接头型号索引  
Hose Fitting Part# Index

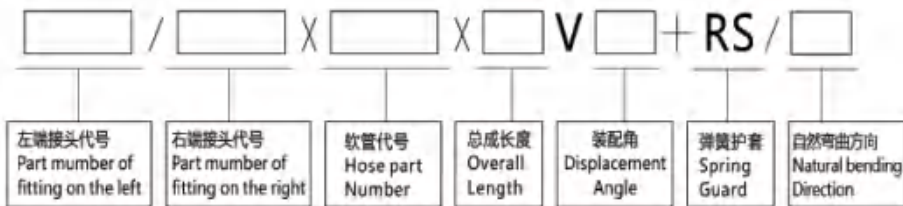
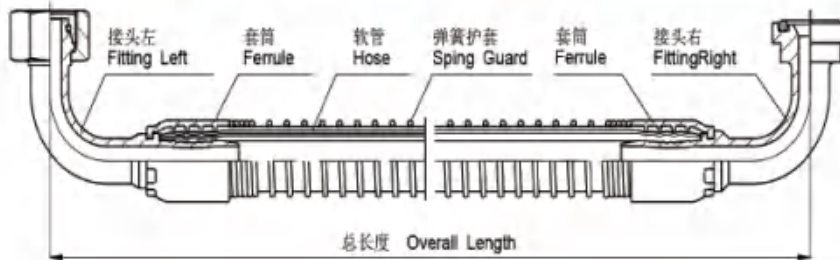
型号 Part NO.	页码 Page
Q10411-RW	26
Q20411-TRW	26
Q20441-TRW	27
Q20491-TRW	27
Q10511-RW	28
Q20511-TRW	28
Q20541-TRW	29
Q20591-TRW	29
Q12611A-RW	30
Q22611-RW	30
Q22641-RW	31
Q22691-RW	31
Q26711-RW	32
Q26741-RW	32
Q16711-RW	33
Q26791-RW	34
Q14211-RW	34
Q24211-RW	35
Q24211-TRW	35
Q24241-RW	36
Q24241-TRW	36
Q24291-RW	36
Q24291-TRW	36
Q87311-RW	37
Q87341-RW	37
Q87391-RW	38
Q87611-RW	38
Q87641-RW	39
Q87691-RW	39

型号 Part NO.	页码 Page
Q10411	40
Q20411-W	41
Q20411-T	41
Q20441-W	42
Q20441-T	42
Q20491-W	43
Q20491-T	43
Q10511	44
Q20511-W	44
Q20511-T	44
Q20541-W	45
Q20541-T	45
Q20591-W	46
Q20591-T	46
Q20111	47
Q20111-T	47
Q20141	47
Q20141-T	47
Q20191	48
Q20191-T	48
Q20211	48
Q20211-T	48
Q20241	49
Q20241-T	49
Q20291	49
Q20291-T	49
Q20711	50
Q20711-T	50
Q20741	51
Q20741-T	51
Q20791	52
Q20791-T	52
Q50011	53
Q50041	54
Q50091	55
Q12611	56
Q12611A	56
Q22611	57
Q22611-T	57
Q22641	58
Q22641-T	58
Q22691	59
Q22691-T	59
Q22611-OR	60
Q22611-ORT	60
Q22641-OR	61
Q22641-ORT	61
Q22691-OR	62
Q22691-ORT	62
Q22611D	62

型号 Part NO.	页码 Page
Q22611D-SM	63
Q22691K	63
Q13011	64
Q22111	65
Q22111-T	65
Q22141	66
Q22141-T	66
Q22191	67
Q22191-T	67
Q28611	67
Q28611GM	68
Q28641	68
Q28691	69
Q29611	69
Q29641	70
Q29691	70
Q15611	71
Q15611SW	71
Q15691KSW	72
Q14211	72
Q24211	73
Q24211-T	73
Q24211D	73
Q24241	74
Q24241-T	74
Q24291	74
Q24291-T	74
Q16711	75
Q26711	76
Q26711-T	76
Q26711D	76
Q26711D-SM	77
Q26741	77
Q26741-T	77
Q26791	78
Q26791-T	78
Q26791-K	78
Q20011-T	79
Q17811-S	79
Q87311	79
Q87341	80
Q87391	80
Q87611	81
Q87641	81
Q87691	82
Q60011	82
Q70011	83
Q72011	83
Q700M	84
Q720B	84

型号 Part NO.	页码 Page
Q90011	84
Q20513-T	85
Q20534-T	85
Q20593-T	85
Q22613-OR	86
Q22643-OR	86
Q22693-OR	86
Q26713	87
Q26743	87
Q26793	87
Q14213	88
Q24213	88
Q24243	88
Q24293	89
Q87313	89
Q87343	89
Q87393	90
Q87613	90
Q87643	90
Q87693	91
Q87913	91
Q87943	91
Q87993	92
Q00518	92
Q12618-R5	92
Q15618-R5	93
Q16718-R5	93
Q17818-R5	93
Q20418D-R5	94
Q20518-R5	94
Q21698-R5	94
Q22618D-R5	95
Q24218D-R5	95
Q26718D-R5	95
Q26788D-R5	96
Q27818D-R5	96
Q27898D-R5	96

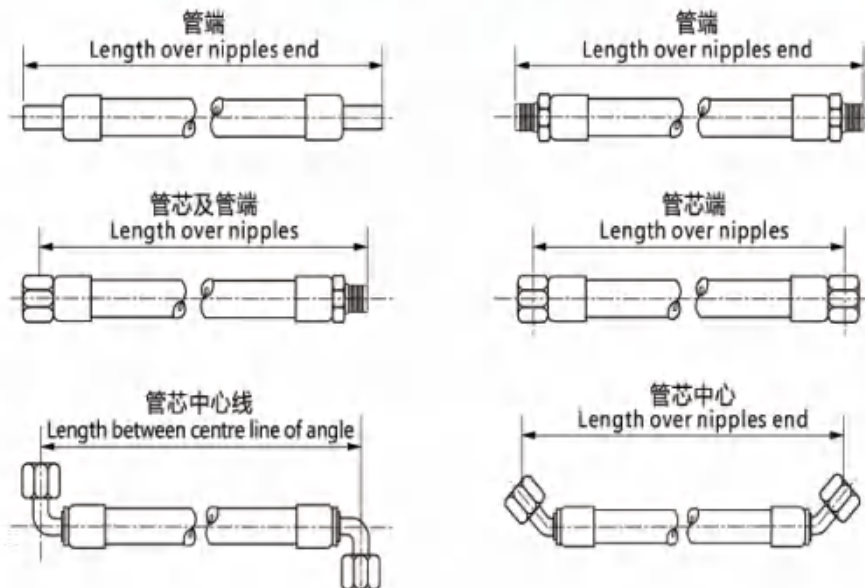
软管总成订货方法  
How to order Assembly



订货示例1: Q20491-30-12T/Q87391-12-12×2T12×1200V90+RS/SSX  
 当无装配角、自然弯曲方向或弹簧护套时, 则代号中这些内容可省去不写  
 订货示例2: 当接头1与接头2相同时, 只标一个接头的代号。  
 Q20491-30-12T×2T12×1200V90

软管总成长度表示方法  
How to measure Assembly

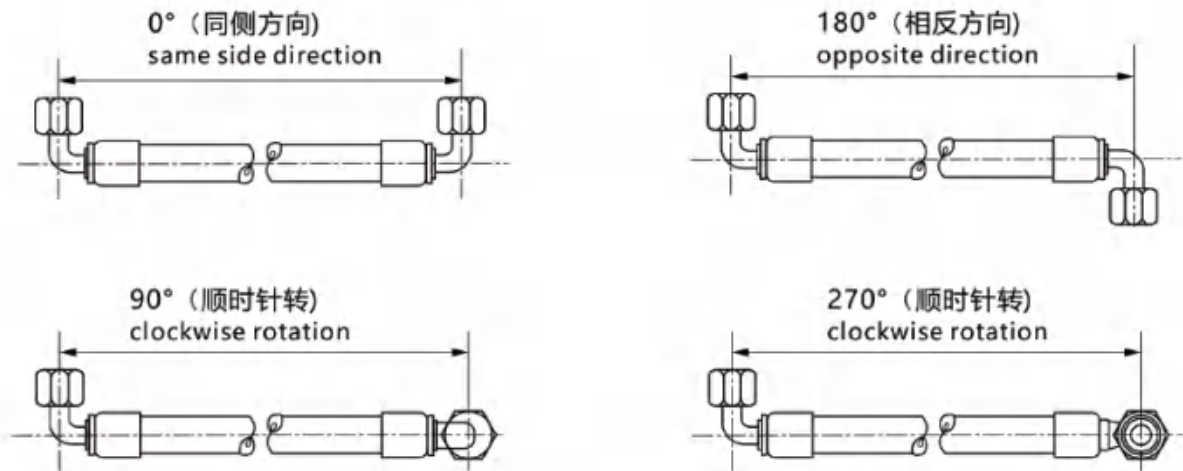
软管总成长度 L 以从接头芯端面或弯接头芯中心为基准进行测量



## 软管总成装配角表示方法

### How to Measure Displacement Angle

置胶管总成在同一直线上，其中一个接头为垂直方向：按顺时针方向测量另一个接头与垂直方向接头之间的夹角。此夹角即为装配角。

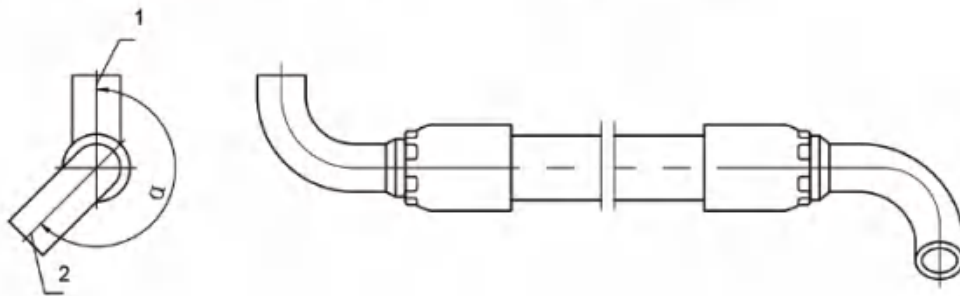


装配角允许公差 $\pm 3^\circ$   
Assembly angle tolerance permit  $\pm 3^\circ$

## 软管自然弯曲方向规定

### Natural Bending Direction

当总成的两端接头均为弯接头时，装配时两弯接头间有一角度关系。测量时把软管总成拉直，并沿直线方向看，把弯接头1置垂直向上方向，按顺时针测量弯接头2与垂直放置的弯接头1之间的夹角，即为软管总成的装配角，用V表示。如图所示，例当装配角 $\alpha = 225^\circ$ 时，标记为V225。







软管总成自然弯曲方向的规定

The provisions of the hose assembly natural bending direction










由于软管库存时成捆盘扎，在加工总成时难以拉直，当有一端接头为弯接头时，就存在弯曲接头与软管自然弯曲方向间的关系。  
把软管自然放置的平面作为水平面。

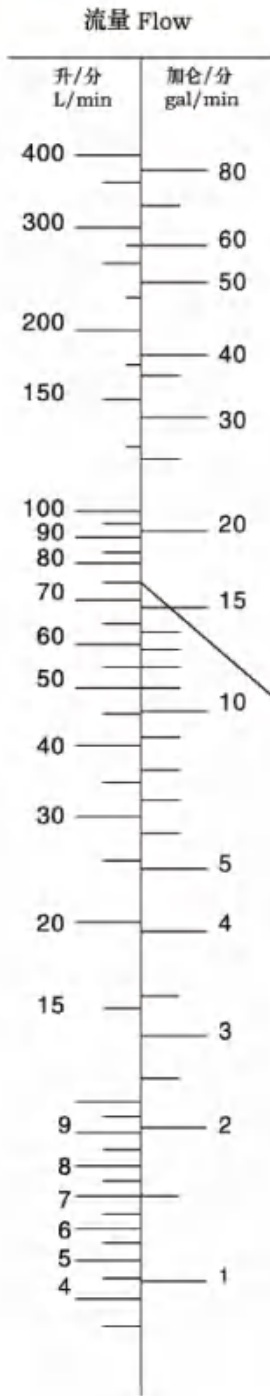
软管总成的一端接头为弯曲接头，另一端接头为接头时有如下四种情况：

图示说明	表示	代号	图示说明	表示	代号
	单头平面 垂直向外	DCW		单头水平向上	DSS
	单头平面 垂直向内	DCN		单头水平向下	DSX

软管总成的二端接头均为弯曲接头时有如下十种情况：

图示说明	表示	代号	图示说明	表示	代号
	双头水平向下	SSX		双头异向 平面垂直 接头1 向内， 接头2 向外	SYC2
	双头水平向上	SSS		接头1 平面 垂直向内 接头2 水平向上	YNES
	接头1 向下， 接头2 向上	SSY		接头1 平面 垂直向外 接头2 水平向上	YWES
	双头同向平面 垂直向外	STC		接头1 平面 垂直向内 接头2 水平向下	YNEX
	双头异向 平面垂直 接头1 向外， 接头2 向内	SYC1		接头1 平面 垂直向外 接头2 水平向下	YWEX

**软管内径选择办法**  
How to choose with right inside diameter



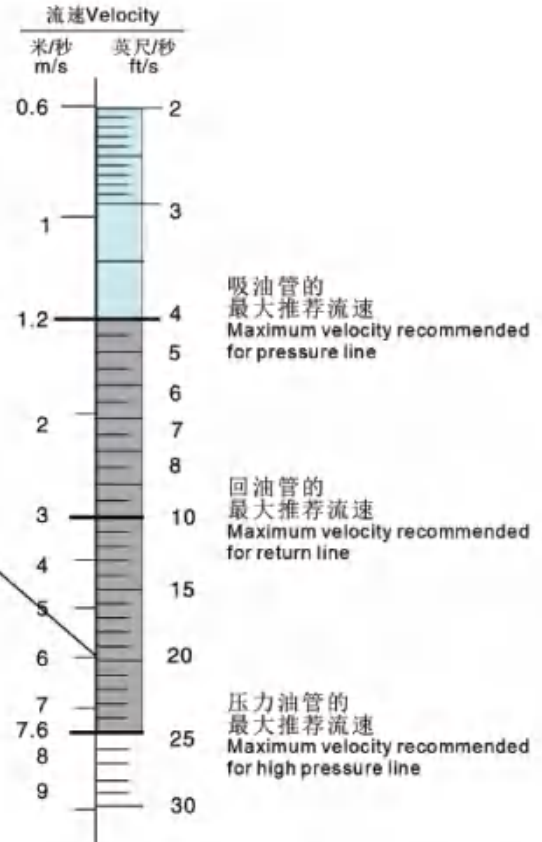
根据对于胶管的流量要求和流速要求，利用所示图表，可以迅速确定合适的胶管内径。  
According to the request of the flow and velocity, we can ascertain the proper inside diameter of hose quickly with the following chart.

例：一根用于压力管路的胶管，要求通过的胶管的流量为72L/min，胶管内径应多大？  
Example: How much will the inside diameter be if the flow of the hose is 72L/min pressure line?

选择方法：在流量表上72L/min处取一点，在流速表的6.2米/秒处取一点，连接两点的直线通过胶管内径表的12.7~15.9mm之间。应选择15.9mm(即标号为10)。  
Join the point of 72L/min on the flow line and the point of 6.2m/s on the point where this straight line cross the inside diameter line is the cross the inside diameter line is the right inside diameter, here is 15.9mm.  
Recommended flow tolerate the hydraulic oil whose maximum.

胶管内径 Hose I.D

毫米mm	标号 Dash
50.8	-32
38.1	-24
31.8	-20
25.4	-16
19.1	-12
15.9	-10
12.7	-8
9.5	-6
7.9	-5
6.3	-4
4.8	-3



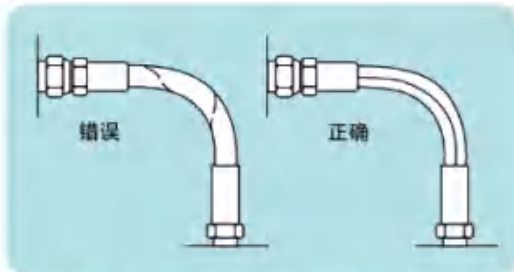
推荐流速的使用条件为最大粘度为65 cSt (20 小时的液压油)  
Recommended flow tolerate the hydraulic oil whose maximum

## 软管安装指南, 技术要求

## Assembly Installation, Technical requirements

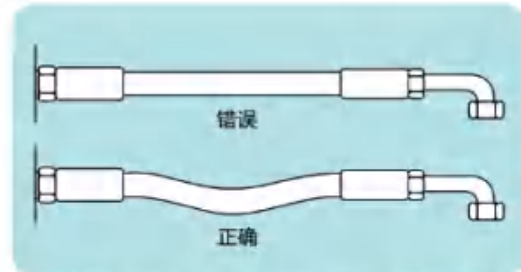
正确地安装胶管至为重要, 如胶管过长不但影响外观, 而且增加成本。如胶管太短, 当其受压而伸展或收缩时, 没有足够的伸缩余地, 会导致胶管被破坏。以下各图显示安装胶管时应注意的事项, 依此安装可达最佳的工作效果并延长胶管的寿命。

Install, the hose in a correct ways very important, it will affect the hoses appearance and cost a lot while it is too long, but if the hose is too short, it cannot flex while being crushed. Both too long and too short can break down the hose. So pay more attention to the following guide before you install the assembly:



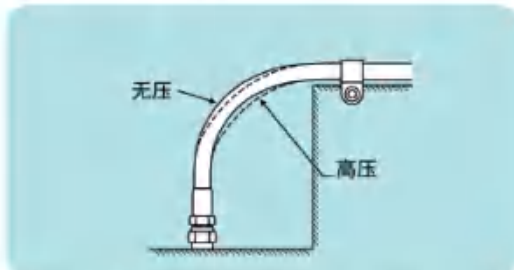
安装胶管时, 切勿让其扭歪, 否则当受压力时会破坏胶管或令联接处松脱。

Hose should not be twisted. Hose is weakened when installed in twisted position. Also pressure in twisted hose tends to loosen fitting connections design so that machine motion produces bending rather than twisting.



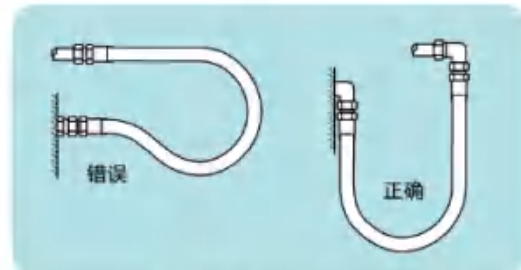
由于软管在高压状态下, 长度可能从+2%变化到-4%, 为膨胀和收缩提供足够的松弛空间。

Since hose may change in length from +2% to -4% under the surge of high pressure, provide sufficient slack for expansion and contraction.



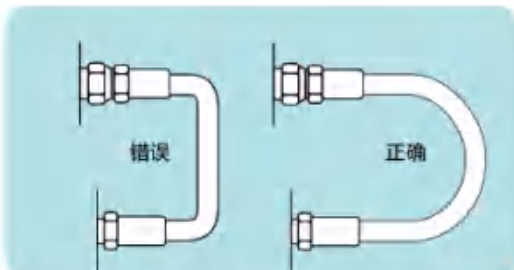
当胶管受压时, 其长度会改变, 因此切勿在弯曲位置上加任何夹子, 使其能自由移动。

Don't use any clamps at the inflexion so as it can move freely.



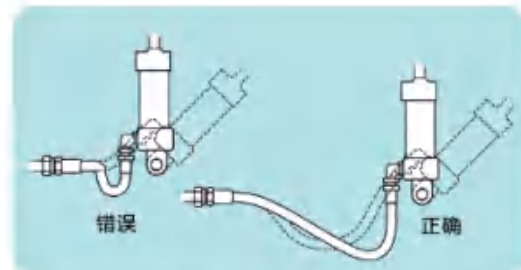
当弯曲半径太小时, 宜采用直角接头以免胶管出现急弯。

Choose right angle fittings to avoid too small bending radius and excess force.



为避免胶管被破坏及流量受限制, 胶管弯曲半径应尽可能加大。

Hose bending radius should be as big as possible when it is in motion.



安装于移动物体间的胶管, 应预留足够的长度, 并避免和其他物体摩擦。

Reduce friction; avoid hose touching the object directly or far away from the object Correct Assembly Installation.



## 技术说明

## Safety Guide For Hose Assemblies

**1. 胶管尺寸**

胶管内径要适当。管径过小会加大管路内介质的流速，是系统发热，降低效率，而且会产生过大的压力降，影响整个系统的性能。若胶管采用管夹固定或胶管过钢板等间隔物时，也要注意胶管的外径尺寸。

**2. 工作压力**

资料中有关胶管的动态工作压力是指胶管的连续工作时允许的最高压力。按照有关国际标准规定的液压胶管的安全系数，我们推荐的工作压力通常为胶管最低爆破压力值的四分之一。

**3. 冲击压力和疲劳寿命**

胶管的选择是根据液压系统设计的是最高压力值来确定的。由于液压系统的压力值通常是动态的，有时会出现冲击压力，冲击压力峰值会大大高于系统的最高压力值。但系统上一般都有溢流阀，故冲击压力不会严重影响胶管的疲劳寿命。对于冲击压力特别频繁的液压系统，建议选用特别耐脉动冲击的胶管产品。

**4. 温度范围**

用户应该在胶管质量规范允许的温度内使用胶管，如果工作环境温度超过这一范围，将会影响到胶管的寿命，其承压能力也会大大降低。工作环境温度长期过高或过低的系统，建议采用软管护套。

**5. 化学相容性**

若使用特殊的液压介质，用户应确保所选用的胶管总成其胶管内、外层、接头以及O型密封圈与介质相容。

**6. 弯曲半径**

安装胶管总成时应注意到胶管的最小弯曲半径，若弯曲半径过小，将降低胶管的承压能力并影响其使用寿命。

**7. 摩擦**

胶管在使用时如常与硬物接触或磨擦，建议在胶管外部加弹簧护套。影响胶管总成使用情况的因素很多，只有按照工况正确选用胶管及接头，才能保证使用胶管的可靠性和经济性。这些因素有：有关苏强格高压总成的其他技术问题，欢迎垂询。

There are many factors which can affect the usage condition of hose assembly, use the hose assembly and hose fittings in a correct way can ensure its reliability and economical efficiency. These factors are as follows:

**1, Hose Dimension**

The selection of hose inside diameter must be correctly made. If the hose inside diameter is too small, it will speed up the medium in the pipe-line, heated the system, lower the efficiency and produce excessive pressure drop which will affect the whole system's capability. If it will fix with hose clamp or cross the steel board, the outside diameter of hose should be pay more attention.

**2, Working Pressure**

The dynamic working pressure in this catalog refers to the allowable maximum pressure in condition of continuously working. According to the safety modulus of hydraulic hose ruled by international standard, we recommend that the working pressure is one quarter of the minimum blast pressures.

**3, Impact Pressure & Fatigue Life-span**

After determining the maximum system pressure for a hydraulic system, hose selection can be made. For the hydraulic system's pressure always be dynamic, there often appears an impact pressure, the maximum impact pressure is much higher than the maximum system pressure. To be luckily, there is an over fall valve in every hydraulic system, so high impact pressure cannot affect the fatigue life-span seriously. As for hydraulic system whose impact pressure appears very frequently, we advise you choose the special hydraulic hose which is able to endure the high impact pressure.

**4, Temperature Range**

User must ensure that the temperature is in an allowable range of hose, if exceeding this range, the life-span of hose will be shorten, and the capacity to endure pressure will get down. If the working condition temperature keep too high or too low in a long time, we advice you use the hose spring guard.

**5, Chemical Compatibility**

If use special hydraulic medium, user should ensure the material of hose inner side and cover, the hose fittings and O-ring can compatible with the special hydraulic medium.

**6, Bending Radius**

Pay more attention to its minimum bending radius when install the hose assembly. If the bending radius is smaller than the minimum one, the capacity of enduring pressure will get down and the life-span of hose will be shortened.

**7, Friction**

We advised you use a spring guard if the hose assembly is always in the condition of touching and making friction with hard object. Any technical question about Stronger Hydraulic hose assembly, welcome to inquire!

## 软管内胶、接头材质与化学物质的相溶性

Inte miscibility of Hose linina, fittina material, chemical substances

E=excellent 优秀的 C=conditional 限定条件下使用的 U=unsatisfactory 不适用的 G=good 好的		三元乙丙橡胶 EPDM	合成橡胶 Synthetic Rubber	铁氟龙 Teflon	热塑性橡胶 Thermoplastic Elastomer	钢Steel	黄铜Brass	不锈钢 Stainless Steel
Fluid	流体	Hose 软管				金属Metal		
acetaldehyde	乙醛	E	U	E	G	G	E	E
acetic acid, glacial	冰醋酸	E	U	E	C	U	U	C
acetic acid, 10%	乙酸,10%	C	U	E	C	U	U	C
acetone	丙酮	E	U	E	G	E	E	E
acetyl acetone	乙酰丙酮	E	U	E	G	U	C	C
acetyl chloride	乙酰氯	U	U	E	U	C	C	C
acetylene	乙炔	E	U	E	G	E	E	E
air wet	湿空气	E	E	E	C	U	G	E
aluminum chloride	氯化铝	E	E	E	E	U	U	U
aluminum fluoride	氟化铝	E	E	E	E	U	U	U
aluminum nitrate	硝酸铝	E	E	E	E	U	U	C
aluminum sulfate	硫酸铝	E	E	E	G	U	C	E
alums	明矾	E	E	E	E	U	C	E
ammonia, anhydrous	无水氨	U	U	G	U	E	U	E
ammonia, aqueous	氨水	E	U	G	U	E	U	E
ammonia, cold	冷氨水	E	U	G	U	E	U	E
ammonia, hot	热氨水	E	U	G	U	E	U	E
ammonium carbonate	碳酸铵	E	U	E	C	C	U	C
ammonium chloride	氯化铵	E	E	E	C	U	U	C
ammonium hydroxide	氢氧化铵	E	C	E	U	G	U	C
ammonium nitrate	硝酸铵	E	G	E	C	G	U	G
ammonium phosphate	磷酸铵	E	E	E	C	U	C	G
ammonium sulfate/sulfide	硫酸铵, 硫化铵	E	E	E	C	U	U	G
amyl acetate	乙酸戊酯, 香蕉油	E	U	E	U	E	E	E
amyl alcohol	戊醇	E	G	E	E	G	G	E
aniline dyes	苯胺染料	E	U	E	U	U	C	G
aniline, aniline oil	苯胺	E	U	E	U	E	U	E
arsenic acid	砷酸	E	E	E	G	U	U	G
asphalt	沥青	E	C	E	G	E	G	E
barium chloride	氯化钡	E	E	E	C	U	G	G
barium hydroxide	氢氧化钡	E	E	E	G	G	U	G
barium sulfide	硫化钡	E	E	E	C	C	U	G
benzene, A97/benzol	苯	U	U	E	C	G	E	E
benzin	石油精	U	G	E	C	E	E	E
benzoic acid	苯甲酸	U	U	E	C	U	G	G
benzyl alcohol	苯甲醇	E	U	E	C	E	G	E
borax	硼砂	E	G	E	G	E	E	E
boric acid	硼酸	E	G	E	G	U	G	C
brine	浓盐水	E	G	E	C	U	G	G
bromine	溴	U	U	E	U	U	C	U
butyl alcohol	丁醇	E	E	E	G	G	G	G
butyl stearate	硬脂酸丁酯	U	U	E	-	G	G	G
butylene	丁烯	U	U	E	-	E	E	E
butyraldehyde	丁醛	E	U	E	-	E	E	E
calcium acetate	醋酸钙	E	G	E	C	G	G	G
calcium bisulfate	硫酸氢钙	U	E	E	G	U	C	C



E=excellent 优秀的 C=conditional 限定条件下使用的 U=unsatisfactory 不适用的 G=good 好的		三元乙丙橡胶 EPDM	合成橡胶 Synthetic Rubber	铁氟龙 Teflon	热塑性橡胶 Thermoplastic Elastomer	钢Steel	黄铜Brass	不锈钢 Stainless Steel
Fluid	流体	Hose 软管				金属Metal		
calcium chloride	氯化钙	E	E	E	E	G	G	G
calcium hydroxide	氢氧化钙	E	E	E	C	G	G	G
calcium hypochlorite	次氯酸钙	E	U	E	C	U	G	C
calcium nitrate	硝酸钙	E	E	E	E	G	G	G
cane sugar liquors	蔗糖汁	E	E	E	E	E	G	E
carbolic acid	石碳酸, 苯酚	E	U	E	U	U	E	E
carbon dioxide	二氧化碳	E	G	E	E	E	E	E
carbon disulfide	二硫化碳	U	U	E	C	G	G	G
carbon monoxide	一氧化碳	E	G	E	E	E	E	E
carbon tetrachloride	四氯化碳	U	U	E	U	U	G	G
carbonic acid	碳酸	E	G	E	C	U	C	E
castor oil	蓖麻油	E	E	E	G	E	E	E
cellosolve acetate	乙酸溶纤剂	E	U	E	U	U	U	E
china wood oil (tung oil)	桐油	U	G	E	C	E	G	E
chlorine	氯	U	U	U	U	C	C	C
chloroacetic acid	氯乙酸	E	U	E	U	U	U	U
chloroacetone	氯丙酮	E	U	E	U	G	G	G
chlorobenzene	氯苯	U	U	E	U	G	G	G
chloroform	氯仿	U	U	E	U	G	G	G
chlorsulfonic acid	氯磺酸	U	U	E	U	G	U	G
chrome plating solution	镀铬溶液	E	U	E	-	C	U	U
chromic acid	铬酸	E	U	E	-	C	U	U
citric acid	柠檬酸	E	E	E	C	C	C	C
copper chloride	氯化铜	E	E	E	E	U	U	U
copper cyanide	氰化铜	E	E	E	-	E	U	G
copper sulfate	硫酸铜	E	E	E	G	U	C	G
colton seed oil	棉子油	U	G	E	E	E	E	E
creosote (coal tar)	煤焦油	U	C	E	U	E	C	E
crude oil	原油	U	G	E	C	G	U	G
cyclohexanone	环己酮	E	U	E	G	E	E	E
detergent / Water solution	清洁剂水溶液	E	E	E	C	G	E	E
dibenzyl ether	二苄醚	E	U	E	-	G	G	G
diesel oil	柴油	U	C	E	C	E	E	E
ethyl acetate	乙酸乙酯	E	U	E	C	E	E	E
ethyl alcohol (ethanol)	乙醇	E	E	E	C	E	E	E
ethyl benzene	乙苯	E	U	E	-	E	G	G
ethyl cellulose	乙基纤维素	E	G	E	C	E	G	G
ethyl chloride	氯乙烷	U	U	E	U	E	E	E
ethylene dichloride	二氯乙烯	E	U	E	U	G	C	G
ethylene glycol	亚乙基二醇	E	E	E	C	E	G	E
ferric chloride	氯化铁	E	G	E	-	U	U	U
ferric nitrate	硝酸铁	E	E	E	C	U	U	G
ferric sulfate	硫酸铁	E	G	E	C	U	U	E
formaldehyde	甲醛	E	C	E	C	E	E	E
formic acid	甲酸	E	C	E	U	U	C	C
fuel oil	燃料油	U	G	E	E	E	E	E
furfural	糠醛	E	C	E	-	G	G	G
gasohol	酒精汽油混合燃料	U	U	E	G	E	E	E
gasoline	汽油	U	C	E	E	E	E	E
glycerine / glycerol	丙三醇甘油	E	E	E	E	E	G	E



## 软管内胶、接头材质与化学物质的相溶性

Inte mmiscibility of Hose linina, fittina material, chemical substances

E=excellent 优秀的 C=conditional 限定条件下使用的 U=unsatisfactory 不适用的 G=good 好的		三元乙丙橡胶 EPDM	合成橡胶 Synthetic Rubber	铁氟龙 Teflon	热塑性橡胶 Thermoplastic Elastomer	钢Steel	黄铜Brass	不锈钢 Stainless Steel
Fluid	流体	Hose 软管				金属Metal		
helium	氦	E	C	G	C	E	E	E
heptane	庚烷	U	G	E	E	E	E	E
hexane	己烷	U	G	E	E	E	E	E
hydraulic oils	液压油	G	G	G	G	G	G	G
phosEster/petroleum blend	石油混合物	-	U	E	C	E	E	E
silicone oils	硅油	E	E	E	E	E	E	E
straight petroleum base	石油基	U	E	E	E	E	E	E
straight phosphate ester	磷酸酯	E	U	E	C	E	E	E
water glycol	乙二醇	E	E	E	C	E	E	E
water petroleum emulsion	油水乳液	U	G	E	C	C	E	E
hydrobromic acid	氢溴酸/溴化氢	E	U	E	U	E	U	E
hydrochloric acid	盐酸	C	U	E	U	U	U	U
hydrocyanic acid	氢氰酸	E	C	E	-	E	E	G
hydrofluoric acid	氢氟酸	C	U	E	U	U	U	U
hydrogen	氢	E	C	C	C	E	E	E
hydrogen peroxide	过氧化氢	C	G	E	G	U	U	G
hydrogen sulfide dry	干的硫化氢	E	U	C	C	E	G	G
isooctane	异辛烷	U	G	E	E	E	E	E
isopropyl alcohol	异丙醇	E	G	E	C	E	E	E
isopropyl ether	异丙醚	U	C	E	-	G	G	G
kerosene	煤油	U	C	E	G	E	E	E
lacquer / lacquer solvents	真漆/漆用溶剂	U	U	E	C	U	E	E
linseed oil	亚麻籽油	U	G	E	G	E	E	E
magnesium chloride	氯化镁	E	E	E	C	E	C	C
magnesium hydroxide	氢氧化镁	E	G	E	C	E	G	E
magnesium sulfate	硫酸镁	E	E	E	C	E	E	E
maleic acid	马来酸	E	U	E	C	E	G	G
maleic anhydride	顺丁第二酞酐	U	U	E	C	G	U	E
malic acid	苹果酸, 羟基丁二酸	U	G	E	-	U	-	E
mercuric chloride	氯化汞	E	E	E	E	U	U	U
mercury	汞	E	E	E	E	E	U	E
methanol	甲醇	E	G	E	C	G	G	E
methyl bromide	甲基溴/溴仿	U	U	E	U	E	E	G
methyl butyl ketone	甲基丁基酮	E	U	E	C	E	E	E
methyl chloride	氯甲烷	U	U	E	U	E	E	E
methyl ethyl ketone	甲基乙基酮	E	U	E	C	G	G	G
methyl isobutyl ketone	甲基异丁酮	G	U	E	U	G	G	G
methyl isopropyl ketone	甲基异丙酮	G	U	E	U	G	G	G
methylene chloride	二氯甲烷	G	U	E	U	G	G	G
mineral oils	矿物油	U	E	E	G	E	E	E
naphtha	石脑油	U	U	E	G	-	-	-
naphthalene	萘	U	U	E	G	E	G	E
natural gas	天然气	U	C	U	C	G	G	G
nickel acetate	醋酸镍	E	U	E	U	G	C	E
nickel chloride	氯化镍	E	G	E	U	U	U	G
nickel sulfate	硫酸镍	E	E	E	U	U	G	G

E=excellent 优秀的 C=conditional 限定条件下使用的 U=unsatisfactory 不适用的 G=good 好的		三元乙丙橡胶 EPDM	合成橡胶 Synthetic Rubber	铁氟龙 Teflon	热塑性橡胶 Thermoplastic Elastomer	钢Steel	黄铜Brass	不锈钢 Stainless Steel
Fluid	流体	Hose 软管				金属Metal		
nitric acid, over 10%	硝酸,超过10%	U	U	E	U	U	U	E
nitric acid, to 10%	硝酸,最高10%	U	U	E	C	U	U	E
nitrobenzene	硝基苯	E	U	E	U	E	G	E
nitrogen	氮	E	E	E	E	E	E	E
octyl alcohol	辛醇	E	E	E	E	E	E	E
Oleic acid	油酸	U	U	E	G	C	E	G
oleum (fuming sulfuric acid)	发烟硫酸	U	U	E	U	G	U	G
oxalic acid	草酸	E	G	E	C	U	C	C
oxygen	氧气	U	U	U	U	G	G	G
palmitic acid	十六酸	E	G	E	E	G	-	E
para-dichlorobenzene	对二氯苯	U	U	E	-	G	G	G
pentane	戊烷	U	E	E	G	G	G	G
perchloric acid	高氯酸	E	C	E	U	U	U	U
perchloroethylene	全氯乙烯	U	U	E	U	C	G	G
phenol (carbolic acid)	苯酚	U	U	E	U	U	E	E
phosphoric acid	磷酸	E	U	E	U	U	E	E
phosphorous trichloride	三氯化磷	E	U	E	U	C	U	C
potassium acetate	醋酸钾	E	G	E	-	C	G	C
potassium chloride	氯化钾	E	E	E	E	E	C	E
potassium cyanide	氰化钾	E	E	E	E	C	U	G
potassium dichromate	重铬酸钾	E	E	E	E	C	C	C
potassium hydroxide (over 10%)	氢氧化钾(超过10%)	E	C	E	U	G	G	G
potassium hydroxide (to 10%)	氢氧化钾(最高10%)	E	G	E	C	G	G	G
potassium nitrate	硝酸钾	E	E	E	E	G	G	E
potassium sulfate	硫酸钾	E	E	E	E	-	-	-
propane	丙烷	U	C	-	-	E	E	E
propyl acetate	乙酸丙酯	E	U	E	-	E	-	E
propylene	丙烯	U	U	E	-	E	E	E
refrigerant R-12	制冷剂R-12	U	C	-	G	E	E	E
refrigerant R-13	制冷剂R-13	U	C	-	G	E	E	E
refrigerant R-22	制冷剂R-22	U	U	C	U	E	E	E
sewage	污水	E	E	E	E	G	G	G
soap (water solutions)	肥皂水	E	E	E	C	E	E	E
sodium acetate	醋酸钠	E	G	E	-	E	E	G
sodium bicarbonate	碳酸氢钠	E	E	E	E	G	G	E
sodium borate	四硼酸钠	E	E	E	E	E	E	E
sodium carbonate	碳酸钠	E	E	E	E	E	G	E
sodium chloride	氯化钠	E	E	E	E	U	C	C
sodium cyanide	氰化钠	E	E	E	E	E	-	C
sodium hydroxide (over 10%)	氢氧化钠(超过10%)	E	U	E	C	C	C	C
sodium hydroxide (to 10%)	氢氧化钠(最高10%)	E	C	E	G	C	G	C
sodium hypochlorite	次氯酸钠	C	C	E	C	U	U	U
sodium metaphosphate	偏磷酸钠	E	E	E	E	E	G	G
sodium nitrate	硝酸钠	E	G	E	E	E	C	E
sodium perborate	高硼酸钠	E	G	E	-	C	U	C
sodium peroxide	过氧化钠	E	G	E	-	U	U	C
sodium phosphates	磷酸钠	E	E	E	E	U	E	G
sodium silicate	硅酸钠	E	E	E	E	E	E	E
sodium sulfate	硫酸钠	E	E	E	E	G	G	G
sodium thiosulfate	硫代硫酸钠	E	G	E	E	U	U	C



## 软管内胶、接头材质与化学物质的相溶性

Inte rmiscibility of Hose linina, fittina material, chemical substances

E=excellent 优秀的 C=conditional 限定条件下使用的 U=unsatisfactory 不适用的 G=good 好的		三元乙丙橡胶 EPDM	合成橡胶 Synthetic Rubber	铁氟龙 Teflon	热塑性橡胶 Thermoplastic Elastomer	钢Steel	黄铜Brass	不锈钢 Stainless Steel
Fluid	流体	Hose 软管				金属Metal		
soy bean oil	豆油	U	G	E	G	E	E	E
stannic chloride	氯化锡	E	E	E	C	U	U	U
steam (up to 388° F)	水蒸汽(最高388° F)	E	U	E	U	E	E	E
stearic acid	硬脂酸	E	G	E	G	C	C	E
styrene	苯乙烯	U	U	E	U	E	E	E
sulfur	硫	E	C	E	G	E	U	G
sulfur chloride	氯化硫	U	U	E	-	G	-	G
sulfur dioxide	二氧化硫	E	U	E	U	E	G	G
sulfur trioxide	三氧化硫	E	U	E	U	G	C	G
sulfuric acid (over 10%)	硫酸(超过10%)	U	U	E	U	C	C	U
sulfuric acid (to 10%)	硫酸(最高10%)	E	U	E	U	U	G	C
sulfurous acid	亚硫酸	E	C	E	U	U	C	C
tannic acid	丹宁酸	E	E	E	G	E	E	E
tar (bituminous)	柏油	U	C	E	G	E	G	E
tartaric acid	酒石酸	E	G	E	G	U	C	C
tertiary butyl alcohol	叔丁醇	E	G	E	G	G	G	G
titanium tetrachloride	四氯化钛	U	U	E	-	E	U	G
toluene (toluol)	甲苯	U	U	E	U	E	E	E
trichlorethylene	三氯乙烯	E	U	E	U	E	G	E
tricresyl phosphate	磷酸三(邻甲苯酯)	E	U	E	U	E	-	C
triethanolamine	三乙醇胺	E	C	E	U	E	U	E
tung oil	桐油	U	G	E	C	E	G	E
turpentine	松节油	U	C	E	G	G	G	G
vamish	清漆	U	C	E	G	E	G	E
vinyl chloride	氯乙烯	U	U	E	U	E	U	C
water (+151° F to +200° F)	水(151° F到200° F)	E	G	E	U	C	G	E
water (+201° F to +350° F)	水(201° F到350° F)	E	U	E	U	C	G	E
water (to +150° F)	水(最高150° F)	E	E	E	E	C	G	E
xylene	二甲苯	U	U	E	C	E	E	E
zinc chloride	氯化锌	E	E	E	E	E	U	U
zinc sulfate	硫酸锌	E	E	E	-	U	C	G



软管代号及技术参数  
HOSE PART NO. AND SPECIFICATION

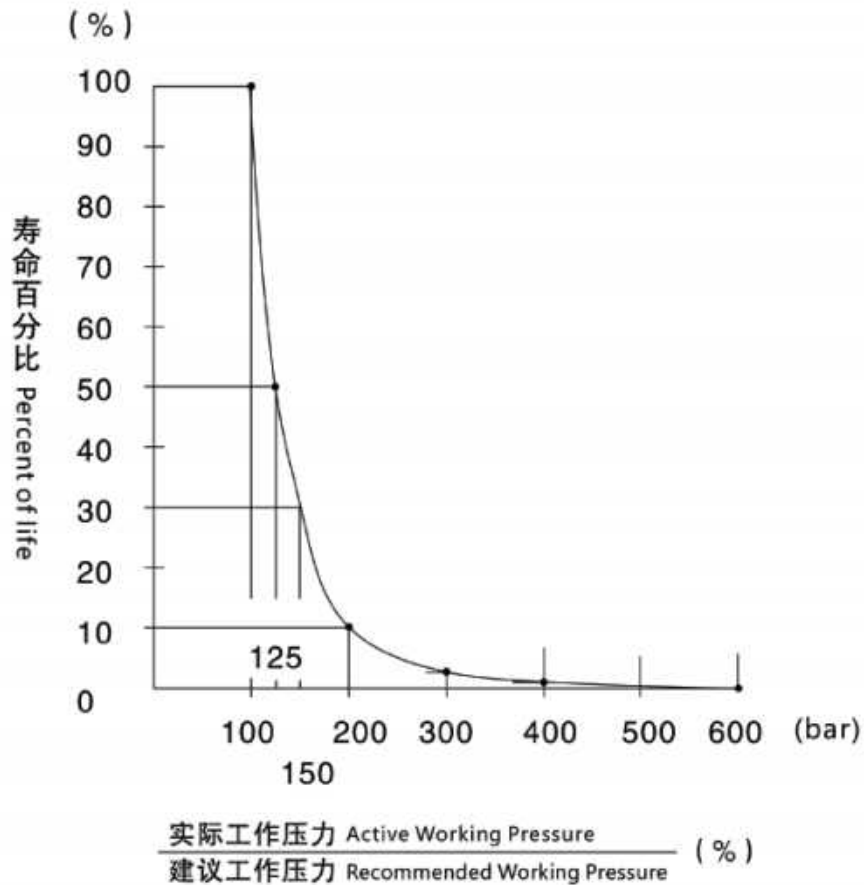
软管类型	软管标准	软管筒号	通径 I.D																		
			5	6	8	10	13	16	19	22	25	32	38	51							
钢丝 编织 软管 Steel Wire Braid Hose	SAE 100R1AT	1T	标号 DASH	-03	-04	-05	-06	-08	-10	-12	-14	-16	-20	-24	-32						
			最小弯曲半径	89	102	114	127	178	203	241	305	419	508	635							
	SAE 100R2AT	2T	工作压力(Mpa)	20.7	19.0	17.2	15.5	13.8	10.3	8.6	6.9	4.3	3.4	2.6							
			最小弯曲半径	89	102	114	127	178	203	241	305	419	508	635							
	DIN 20022 1SN	1SN	工作压力(Mpa)	34.5	34.5	29.3	27.6	24.1	19.0	15.5	13.8	11.2	8.6	7.8							
			最小弯曲半径	90	100	115	130	180	200	240	300	420	500	630							
	EN 853 1SN	2SN	工作压力(Mpa)	25.0	22.5	21.5	18.0	16.0	13.0	10.5	8.8	6.3	5.0	4.0							
			最小弯曲半径	90	100	115	130	180	200	240	300	420	500	630							
	DIN 20022 2SN	2SN	工作压力(Mpa)	41.5	40.0	35.0	33.0	27.5	25	21.5	16.5	12.5	9.0	8.0							
			最小弯曲半径	90	100	115	130	180	205	240	280	300	420	500	630						
	GB 3683 1型	1W	工作压力(Mpa)	21.0	20.0	17.5	16.0	14.0	10.5	9.0	7.0	4.4	3.5	2.6							
			最小弯曲半径	90	100	115	130	180	205	240	280	300	420	500	630						
	GB 3683 2型	2W	工作压力(Mpa)	35.0	35.0	32.0	28.0	25.0	20.0	16.0	14.0	11.0	9.0	8.0							
			最小弯曲半径	127	178	203	241	305	419	508	635										
SAE 100 R12	R12	工作压力(Mpa)	27.6	27.6	27.6	27.6	27.6	27.6	27.6	27.6	20.7	17.2	17.2								
		最小弯曲半径	180	230	250	300	340	460	560	660											
DIN 20023-4SP	4SP	工作压力(Mpa)	50.0	50.0	46.0	42.5	40.0	38.0	32.0	21.0	18.5	17.5									
		最小弯曲半径	250	280	340	460	560	700													
DIN 20023-4SH	4SH	工作压力(Mpa)	45.0	45.0	42.0	38.0	35.0	30.0	25.0	25.0	25.0										
		最小弯曲半径	205	235	280	360	460	560	710												
GB10544 3型	4SC	工作压力(Mpa)	69.0	60.5	56.0	51.5	43.0	38.0	34.5	27.5	20.5	17.0	17.0								
		最小弯曲半径	200	280	340	460	560	700													
GB10544 4型	4SE	工作压力(Mpa)	55.0	55.0	55.0	55.0	55.0	55.0	55.0	55.0	32.5	29.0	25.0								
		最小弯曲半径	200	280	340	460	560	700													

软管与接头芯、套筒配用表  
HOSE AND SUITABLE FITTINGS, FERRULE

软管 筒号	直径 I.D 标号 DASH	5	6	8	10	13	16	19	22	25	32	38	51
1T 1SN	配用套筒	Q00110-03A	Q00110-04A	Q00110-05A	Q00110-06A	Q00110-08A	Q00110-10A	Q00110-12A		Q00110-16A	Q00110-20A	Q00110-24A	Q00110-32A
2T 2SN	配用接头芯	XXXX1-											
		Q03310-03	Q03310-04	Q03310-05	Q03310-06	Q03310-08	Q03310-10	Q03310-12			Q03310-16	Q03310-20	Q03310-24
1W	配用套筒	XXXX1-											
		Q00100-03	Q00100-04	Q00100-05	Q00100-06	Q00100-08	Q00100-10	Q00100-12	Q00100-14	Q00100-16	Q00100-20	Q00100-24	Q00100-32
2W	配用接头芯	XXXX1-											
		Q00200-03	Q00200-04	Q00200-05	Q00200-06	Q00200-08	Q00200-10	Q00200-12	Q00200-14	Q00200-16	Q00200-20	Q00200-24	Q00200-32
R12	配用接头芯	XXXX1-											
			Q00400-04		Q00400-06	Q00400-08	Q00400-10	Q00400-12			Q00400-16	Q01400-20	Q01400-24
4SP	配用套筒	XXXX2-											
			Q00400-04		Q00400-06	Q00400-08	Q00400-10	Q00400-12			Q00400-16	Q00400-20	Q00400-24
4SH	配用接头芯	XXXX2-											
							Q00400-10	Q00400-12			Q00400-16	Q00401-20	Q00401-24
4SC	配用套筒	XXXX2-											
			Q01401-04		Q01401-06	Q01401-08		Q01401-12			Q01401-16	Q00400-20	Q00400-24
4SE	配用接头芯	XXXX2-											
						Q01400-08		Q01400-12			Q01400-16	Q01400-20	Q01400-24

### 软管实际工作压力与寿命关系图

Hose Active Working Pressure -working Life



#### 软管实际工作压力与寿命

★ 从图可看出，当实际工作压力为建议工作压力的1.25倍时，其寿命仅为正常是一半。

★ As shown when active working pressure is 1.25 times recommended working pressure the hose working life is only half of it under working in recommended working pressure.



## 贮存要求

## Storage requirements

## 软管总成的贮存要求

- 只要有可能，贮存温度应当在0—35°C之间，贮存期间产品的温度最高不得超过50°C。
- 贮存区不得停放能产生臭氧的装置。如汞蒸气灯、高电压电气装置、电动机或其他能产生电火花或放电的装置。
- 不能与腐蚀性产品放在一起或暴露在这些产品的挥发气体中。
- 应远离热源和能产生电场和磁场的设备。
- 应避免阳光或强烈人造光源直射。
- 应避免与尖锐的物体或地面接触。
- 应平放，堆叠不能很高。
- 应保证不受啮齿类动物的侵害。
- 贮存时遵守先进先出的原则。

## Store conditions of the Assembly

- The storing areas can not place equipment which can produce ozone. For examples, mercury vapour lamp. High voltage electric and other equipment which can produce spark or set out electricity.
- Can not be placed with erosive products or exposed over gasvolatile of these products.
- Far away from heat source and equipment which can produce electric field or magnetic filed.
- Avoid sunshine or strong artificial light source.
- Avoid to touch the sharp objects or the ground.
- Can not be piled up too high.
- Guarantee against rodent attacking.
- Observe the rule of "First in, then first out" .

## 一层钢丝编织软管 One Steel Wire Braid Hose(SAE 100R1AT)

内衬层Inner Tube: 耐油合成橡胶 Oil Resistant Synthetic Rubber

增强层Reinforcement: 1层钢丝编织增强层One Steel Wire Braid Reinforcement

外覆层Cover: 耐油耐恶劣天气合成橡胶Oil And Weather Resistant Synthetic

温度范围Temperature Range: -40°C~+100°C

可用接头芯Insert: xxxx1-xx-xx系列 xxxx1-xx-xx Series



软管代号 HOSE	公称内径 DN	软管尺寸 HOSE SIZE		软管内径 HOSE I.D.	软管外径 HOSE O.D.	最大工作压力 MAX W.P.	最小爆破压力 MIN.BURST PRESSURE	最小弯曲半径 MIN.BEND.RADIUS	配用套筒 FERRULE
PART NO.	mm	DASH	Inch	mm	mm	MPa	MPa	mm	
1T04	6	-04	1/4"	6.4	13.4	19.2	76.8	102	Q00110-04A
1T05	8	-05	5/16"	7.9	15.0	17.5	70	114	Q00110-05A
1T06	10	-06	3/8"	9.5	17.4	15.7	62.8	127	Q00110-06A
1T08	13	-08	1/2"	12.7	20.6	14	56	178	Q00110-08A
1T10	16	-10	5/8"	15.9	23.7	10.5	42	203	Q00110-10A
1T12	19	-12	3/4"	19	27.7	8.7	8	241	Q00110-12A
1T16	25	-16	1"	25.4	35.6	7	28	305	Q00110-16A
1T20	32	-20	1.1/4"	31.8	43.5	4.3	17.2	419	Q00110-20A
1T24	38	-24	1.1/2"	38.1	50.6	3.5	14	508	Q00110-24A
1T32	51	-32	2"	50.8	64.1	2.6	10.3	635	Q00110-32A

## 一层钢丝编织软管 One Steel Wire Braid Hose (EN 853 1SN)

内衬层Inner Tube: 耐油合成橡胶 Oil Resistant Synthetic Rubber

增强层Reinforcement: 1层钢丝编织增强层One Steel Wire Braid Reinforcement

外覆层Cover: 耐油耐恶劣天气合成橡胶Oil And Weather Resistant Synthetic

温度范围Temperature Range: -40°C~+100°C

可用接头芯Insert: xxxx1-xx-xx系列 xxxx1-xx-xx Series



软管代号 HOSE	公称内径 DN	软管尺寸 HOSE SIZE		软管内径 HOSE I.D.	软管外径 HOSE O.D.	最大工作压力 MAX W.P.	最小爆破压力 MIN.BURST PRESSURE	最小弯曲半径 MIN.BEND.RADIUS	配用套筒 FERRULE
PART NO.	mm	DASH	Inch	mm	mm	MPa	MPa	mm	
1SN04	6	-04	1/4"	6.4	13.4	22.5	90.0	100	Q00110-04A
1SN05	8	-05	5/16"	7.9	15.0	21.5	85.0	115	Q00110-05A
1SN06	10	-06	3/8"	9.5	17.4	18.0	72.0	130	Q00110-06A
1SN08	13	-08	1/2"	12.7	20.6	16.0	64.0	160	Q00110-08A
1SN10	16	-10	5/8"	15.9	23.7	13.0	52.0	200	Q00110-10A
1SN12	19	-12	3/4"	19	27.7	10.5	42.0	240	Q00110-12A
1SN16	25	-16	1"	25.4	35.6	8.8	35.0	300	Q00110-16A
1SN20	32	-20	1.1/4"	31.8	43.5	6.3	25.0	420	Q00110-20A
1SN24	38	-24	1.1/2"	38.1	50.6	5.0	20.0	500	Q00110-24A
1SN32	51	-32	2"	50.8	64.1	4.0	16.0	630	Q00110-32A

### 二层钢丝编织软管 Two Steel Wire Braid Hose(SAE 100R 2AT)

内衬层Inner Tube: 耐油合成橡胶 Oil Resistant Synthetic Rubber

增强层Reinforcement: 2层钢丝编织增强层Two Steel Wire Braid Reinforcement

外覆层Cover: 耐油耐恶劣天气合成橡胶Oil And Weather Resistant Synthetic

温度范围Temperature Range: -40°C~+100°C

可用接头芯Insert: xxx1-xx-xx系列 xxx1-xx-xx Series



软管代号 HOSE	公称内径 DN	软管尺寸 HOSE SIZE		软管内径 HOSE I.D.	软管外径 HOSE O.D.	最大工作压力 MAX W.P.	最小爆破压力 MIN.BURST PRESSURE	最小弯曲半径 MIN.BEND.RADIUS	配用套筒 FERRULE
PART NO.	mm	DASH	Inch	mm	mm	MPa	MPa	mm	
2T04	6	-04	1/4"	6.4	15.0	34.5	137.9	102	Q03310-04
2T05	8	-05	5/16"	7.9	16.7	29.3	117.2	114	Q03310-05
2T06	10	-06	3/8"	9.5	19.1	27.6	110.3	127	Q03310-06
2T08	13	-08	1/2"	12.7	22.2	24.1	96.5	178	Q03310-08
2T10	16	-10	5/8"	15.9	25.4	19.0	75.8	203	Q03310-10
2T12	19	-12	3/4"	19	29.3	15.1	62.0	241	Q03310-12
2T16	25	-16	1"	25.4	38.1	13.8	55.2	305	Q03310-16
2T20	32	-20	1.1/4"	31.8	48.3	11.2	44.8	419	Q03310-20
2T24	38	-24	1.1/2"	38.1	54.6	8.6	34.5	508	Q03310-24
2T32	51	-32	2"	50.8	67.4	7.8	31.0	635	Q03310-32

### 二层钢丝编织软管 Two Steel Wire Braid Hose (EN 853 1SN)

内衬层Inner Tube: 耐油合成橡胶 Oil Resistant Synthetic Rubber

增强层Reinforcement: 2层钢丝编织增强层Two Steel Wire Braid Reinforcement

外覆层Cover: 耐油耐恶劣天气合成橡胶Oil And Weather Resistant Synthetic

温度范围Temperature Range: -40°C~+100°C

可用接头芯Insert: xxx1-xx-xx系列 xxx1-xx-xx Series



软管代号 HOSE	公称内径 DN	软管尺寸 HOSE SIZE		软管内径 HOSE I.D.	软管外径 HOSE O.D.	最大工作压力 MAX W.P.	最小爆破压力 MIN.BURST PRESSURE	最小弯曲半径 MIN.BEND.RADIUS	配用套筒 FERRULE
PART NO.	mm	DASH	Inch	mm	mm	MPa	MPa	mm	
2SN04	6	-04	1/4"	6.4	15.0	40.0	160.0	100	Q03310-04
2SN05	8	-05	5/16"	7.9	16.7	35.0	140.0	115	Q03310-05
2SN06	10	-06	3/8"	9.5	19.1	33.0	132.0	130	Q03310-06
2SN08	13	-08	1/2"	12.7	22.2	27.5	110.0	180	Q03310-08
2SN10	16	-10	5/8"	15.9	25.4	25.0	100.0	200	Q03310-10
2SN12	19	-12	3/4"	19	29.3	21.5	85.0	240	Q03310-12
2SN16	25	-16	1"	25.4	38.1	16.5	65.0	300	Q03310-16
2SN20	32	-20	1.1/4"	31.8	48.3	12.5	50.0	420	Q03310-20
2SN24	38	-24	1.1/2"	38.1	54.6	9.0	36.0	500	Q03310-24
2SN32	51	-32	2"	50.8	67.4	8.0	32.0	630	Q03310-32



### 钢丝缠绕软管 Four SteelWire Spiral Hose(GB/T10544R12-SAE 100 R12-EN856 R12)

内衬层Inner Tube: 耐油合成橡胶 Oil Resistant Synthetic Rubber

增强层Reinforcement: 4层钢丝编织增强层Four Steel Wire Braid Reinforcement

外覆层Cover: 耐油耐恶劣天气合成橡胶Oil And Weather Resistant Synthetic

温度范围Temperature Range: -40°C~+121°C

可用接头芯Insert: xxxx2-xx-xx系列 xxxx2-xx-xx Series



软管代号	公称内径	软管尺寸		软管内径	软管外径	最大工作压力	最小爆破压力	最小弯曲半径	配用套筒
HOSE	DN	HOSE SIZE		HOSE I.D.	HOSE O.D.	MAX W.P.	MIN.BURST PRESSURE	MIN.BEND.RADIUS	FERRULE
PART NO.	mm	DASH	Inch	mm	mm	MPa	MPa	mm	
R1206	10	-06	3/8"	9.5	20.3	28.0	112.0	127	Q00400-06
R1208	13	-08	1/2"	12.7	23.8	28.0	112.0	178	Q00400-08
R1210	16	-10	5/8"	15.9	27.4	28.0	112.0	203	Q00400-10
R1212	19	-12	3/4"	19	30.7	28.0	112.0	241	Q00400-12
R1216	25	-16	1"	25.4	38.0	28.0	112.0	305	Q00400-16
R1220	32	-20	1.1/4"	31.8	47.0	21	84.0	419	Q01400-20
R1224	38	-24	1.1/2"	38.1	53.5	17.5	70.0	508	Q01400-24
R1232	51	-32	2"	50.8	66.7	17.5	70.0	635	Q00401-32

### 钢丝缠绕软管 Four SteelWire Spiral Hose(GB/T10544 4SP-EN856 4SP)

内衬层Inner Tube: 耐油合成橡胶 Oil Resistant Synthetic Rubber

增强层Reinforcement: 4层钢丝编织增强层Four Steel Wire Braid Reinforcement

外覆层Cover: 耐油耐恶劣天气合成橡胶Oil And Weather Resistant Synthetic

温度范围Temperature Range: -40°C~+100°C

可用接头芯Insert: xxxx2-xx-xx系列 xxxx2-xx-xx Series



软管代号	公称内径	软管尺寸		软管内径	软管外径	最大工作压力	最小爆破压力	最小弯曲半径	配用套筒
HOSE	DN	HOSE SIZE		HOSE I.D.	HOSE O.D.	MAX W.P.	MIN.BURST PRESSURE	MIN.BEND.RADIUS	FERRULE
PART NO.	mm	DASH	Inch	mm	mm	MPa	MPa	mm	
4SP04	6	-04	1/4"	6.4	17.9	45.0	180.0	150	Q00400-04
4SP06	10	-06	3/8"	9.5	21.4	44.5	178.0	180	Q00400-06
4SP08	13	-08	1/2"	12.7	24.6	41.5	168.0	230	Q00400-08
4SP10	16	-10	5/8"	15.9	28.2	35.0	140.0	250	Q00400-10
4SP12	19	-12	3/4"	19	32.2	35.0	140.0	300	Q00400-12
4SP16	25	-16	1"	25.4	39.7	28.0	112.0	340	Q00400-16
4SP20	32	-20	1.1/4"	31.8	50.8	21.0	84.0	460	Q00400-20
4SP24	38	-24	1.1/2"	38.1	57.2	18.5	74.0	560	Q00400-24
4SP32	51	-32	2"	50.8	69.8	16.5	66.0	660	Q00400-32

### 钢丝缠绕软管 Four SteelWire Spiral Hose(GB/T10544 4SH-EN856 4SH)

内衬层Inner Tube: 耐油合成橡胶 Oil Resistant Synthetic Rubber

增强层Reinforcement: 4层高强度钢丝编织增强层Four High Tensile Steel Spirals Reinforcement

外覆层Cover: 耐油耐恶劣天气合成橡胶Oil And Weather Resistant Synthetic

温度范围Temperature Range: -40°C~+100°C

可用接头芯Insert: xxxx2-xx-xx系列 xxxx2-xx-xx Series



软管代号 HOSE	公称内径 DN	软管尺寸 HOSE SIZE		软管内径 HOSE I.D.	软管外径 HOSE O.D.	最大工作压力 MAX W.P.	最小爆破压力 MIN.BURST PRESSURE	最小弯曲半径 MIN.BEND.RADIUS	配用套筒 FERRULE
PART NO.	mm	DASH	Inch	mm	mm	MPa	MPa	mm	
4SH12	19	-12	3/4"	19	32.2	42.0	168.0	280	Q00400-12
4SH16	25	-16	1"	25.4	38.7	38.0	152.0	340	Q00400-16
4SH20	32	-20	1.1/4"	31.8	45.5	32.5	130.0	460	Q00401-20
4SH24	38	-24	1.1/2"	38.1	53.5	29.0	116.0	560	Q00401-24
4SH32	51	-32	2"	50.8	68.1	25.0	100.0	700	Q00401-32

### 钢丝缠绕软管 Multiple SteelWire Spiral Hose (GB/T10544R13 - SAE 100 R13-EN856 R13)

内衬层Inner Tube: 耐油合成橡胶 Oil Resistant Synthetic Rubber

增强层Reinforcement: 多层高强度钢丝编织增强层Multiple High Tensile Steel Spirals Reinforcement

外覆层Cover: 耐油耐恶劣天气合成橡胶Oil And Weather Resistant Synthetic

温度范围Temperature Range: -40°C~+121°C

可用接头芯Insert: xxxx3-xx-xx系列 xxxx3-xx-xx Series



软管代号 HOSE	公称内径 DN	软管尺寸 HOSE SIZE		软管内径 HOSE I.D.	软管外径 HOSE O.D.	最大工作压力 MAX W.P.	最小爆破压力 MIN.BURST PRESSURE	最小弯曲半径 MIN.BEND.RADIUS	配用套筒 FERRULE
PART NO.	mm	DASH	Inch	mm	mm	MPa	MPa	mm	
R1312	19	-12	3/4"	19	32.1	34.5	137.9	241	Q00621-12
R1316	25	-16	1"	25.4	38.7	34.5	137.9	305	Q00621-16
R1320	32	-20	1.1/4"	31.8	49.8	34.5	137.9	419	Q00621-20
R1324	38	-24	1.1/2"	38.1	57.3	34.5	137.9	508	Q00621-24
R1332	51	-32	2"	50.8	71.8	34.5	137.9	635	Q00621-32

### 钢丝缠绕软管 Multiple SteelWire Spiral Hose(GB/T10544R15-SAE 010 1R5-EN856 1R5)

内衬层Inner Tube: 耐油合成橡胶 Oil Resistant Synthetic Rubber

增强层Reinforcement: 多层高强度钢丝编织增强层Multiple High Tensile Steel Spirals Reinforcement

外覆层Cover: 耐油耐恶劣天气合成橡胶Oil And Weather Resistant Synthetic

温度范围Temperature Range: -40°C~+121°C

可用接头芯Insert: xxxx3-xx-xx系列 xxxx3-xx-xx Series



软管代号	公称内径		软管尺寸		软管内径	软管外径	最大工作压力	最小爆破压力	最小弯曲半径	配用套筒
HOSE	DN	HOSE SIZE		HOSE I.D.	HOSE O.D.	MAX W.P.	MIN.BURST PRESSURE	MIN.BEND.RADIUS	FERRULE	
PART NO.	mm	DASH	Inch	mm	mm	MPa	MPa	mm		
R1512	19	-12	3/4"	19	31.6	42.0	168.0	280	Q00621-12	
R1516	25	-16	1"	25.4	38.6	42.0	168.0	300	Q00621-16	
R1520	32	-20	1.1/4"	31.8	49.6	42.0	168.0	400	Q00621-20	
R1524	38	-24	1.1/2"	38.1	56.5	42.0	168.0	500	Q00621-24	

### 树脂软管 Two Polyester Braid Hose(SAE 100R7-EN855 R7)

内衬层Inner Tube: 热塑性塑料聚酯Thermoplastic Polyester

增强层Reinforcement: 2层高强度聚酯编织增强层Two High Tenacity Polyester BraidS Reinforcement

外覆层Cover: 耐油耐恶劣天气耐摩擦耐臭氧聚氨酯

Oil, Fuel, Weather, Ozone And Abrasion Resistant Thermoplastic Polyurethane

温度范围Temperature Range: -40°C~+93°C

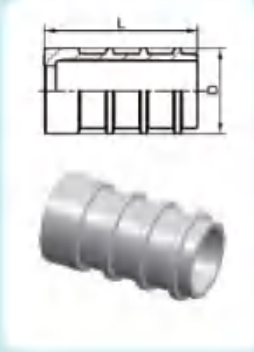
可用接头芯Insert: xxxxlS-xx-xx系列 xxxxlS-xx-xx Series



软管代号	公称内径		软管尺寸		软管内径	软管外径	最大工作压力	最小爆破压力	最小弯曲半径	配用套筒
HOSE	DN	HOSE SIZE		HOSE I.D.	HOSE O.D.	MAX W.P.	MIN BURST PRESSURE	MIN BEND.RADIUS	FERRULE	
PART NO.	mm	DASH	Inch	mm	mm	MPa	MPa	mm		
R703	5	-03	3/16"	4.8	9.5	20.7	82.7	40	Q00018-03	
R704	6	-04	1/4"	6.4	11.9	19.0	75.8	50	Q00018-04	
R705	8	-05	5/16"	7.9	14.3	17.2	68.9	60	Q00018-05	
R706	10	-06	3/8"	9.5	16.5	15.5	62.0	75	Q00018-06	
R708	13	-08	1/2"	12.7	20.4	13.8	55.2	95	Q00018-08	



Q00018



SAE 100R7/R8软管套筒  
Ferrule For SAE 100 R7/R8 Hose

代号 PART NO.	软管 HOSE BORE		尺寸 DIMENSIONS	
	公称内径 DN	标号 DASH	L	D
Q00018-02	4	02	25	13.5
Q00018-03	5	03	27	15
Q00018-04	6	04	30	18
Q00018-04A	6	04	29	14
Q00018-05	8	05	30	18.8
Q00018-06	10	06	34	21
Q00018-08	13	08	34	25.5
Q00018-08A	13	08	34	27.2
Q00018-10	16	10	37	31.5
Q00018-10A	16	10	37	28.6
Q00018-12	19	12	43	33

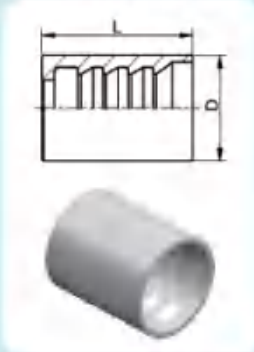
Q00100



GB 3863 1型,DIN 20022 1ST,SAE 100 R1A软管套筒  
For GB3863 1Type,DIN 20022 1ST,SAE 100 R1A Hose Ferrule

代号 PART NO.	软管 HOSE BORE		尺寸 DIMENSIONS	
	公称内径 DN	标号 DASH	L	D
Q00100-04	6	04	30	20
Q00100-05	8	05	31	21
Q00100-06	10	06	32	23
Q00100-08	13	08	34	28.5
Q00100-10	16	10	37	32
Q00100-12	19	12	42	35
Q00100-16	25	16	50	43
Q00100-20	32	20	59	50.5
Q00100-24	38	24	72	57
Q00100-32	51	32	74	70

Q00200

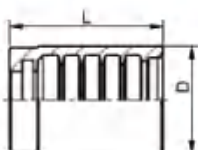


GB 3863 2型,DIN 20022 2ST,SAE 100 R2A软管套筒  
For GB3863 2 Type DIN 20022 2ST,SAE 100 R2A Hose Ferrule

代号 PART NO.	软管 HOSE BORE		尺寸 DIMENSIONS	
	公称内径 DN	标号 DASH	L	D
Q00200-04	6	04	30	21
Q00200-05	8	05	31	22.5
Q00200-06	10	06	32	24
Q00200-08	13	08	34	28.7
Q00200-10	16	10	37	31.5
Q00200-12	19	12	43	36
Q00200-16	25	16	50	44
Q00200-20	32	20	59	54.5
Q00200-24	38	24	74	62
Q00200-32	51	32	78	75

Q00110A

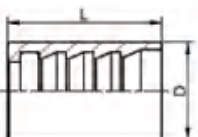
改进型 SAE 100RIAT/DIN 20022 1SN软管套筒  
Ferrule For SAE 100RIAT/DIN 20022 1SN HOSE



代号 PART NO.	软管 HOSE BORE		尺寸 DIMENSIONS	
	公称内径 DN	标号 DASH	L	D
Q00110-04A	6	04	30	21
Q00110-05A	8	05	31	21.8
Q00110-06A	10	06	32	24.3
Q00110-08A	13	08	34	28.4
Q00110-10A	16	10	37	32
Q00110-12A	19	12	43	35.5
Q00110-16A	25	16	50	44
Q00110-20A	32	20	59	53
Q00110-24A	38	24	74	59.3
Q00110-32A	51	32	78	73.5

Q00110

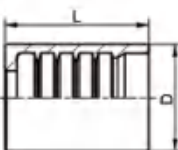
SAE 100RIAT/DIN 20022 1SN软管套筒  
Ferrule For SAE 100RIAT/DIN 20022 1SN HOSE



代号 PART NO.	软管 HOSE BORE		尺寸 DIMENSIONS	
	公称内径 DN	标号 DASH	L	D
Q00110-04	6	04	30	20.6
Q00110-05	8	05	31	20.8
Q00110-06	10	06	32	23.3
Q00110-08	13	08	34	27
Q00110-10	16	10	37	32
Q00110-12	19	12	43	34
Q00110-16	25	16	50	42.6
Q00110-20	32	20	59	52
Q00110-24	38	24	74	58
Q00110-32	51	32	78	72

Q00210

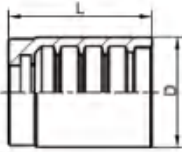
GB 3863 2型,DIN 20022 2ST,SAE 100 R2AT软管套筒  
For GB3863 2 Type,DIN 20022 2ST,SAE 100 R2AT Hose Ferrule



代号 PART NO.	软管 HOSE BORE		尺寸 DIMENSIONS	
	公称内径 DN	标号 DASH	L	D
Q00210-04	6	04	30	22.3
Q00210-05	8	05	31	23
Q00210-06	10	06	32	25
Q00210-08	13	08	34	28.7
Q00210-10	16	10	37	31.5
Q00210-12	19	12	43	35.5
Q00210-16	25	16	50	45
Q00210-20	32	20	59	55
Q00210-24	38	24	74	62.5
Q00210-32	51	32	78	75.5

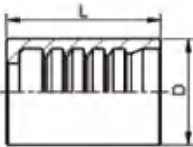
注: 不推荐用于工程机械类。 Don't recommend for engineering machine.

## Q03310

SAE R2AT, DIN 20022 2SN 软管套筒  
Ferrule For SAE R2AT DIN 20022 2SN HOSE

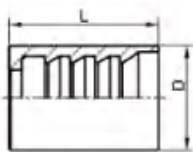
代号 PART NO.	软管 HOSE BORE		尺寸 DIMENSIONS	
	公称内径 DN	标号 DASH	L	D
QS03310-04	6	04	30	23.2
QS03310-05	8	05	30	24
QS03310-06	10	06	32	26.3
QS03310-08	13	08	34	29.9
QS03310-10	16	10	36	33.2
QS03310-12	19	12	42	37.8
QS03310-16	25	16	50	46.9
QS03310-20	32	20	59	59
QS03310-24	38	24	72	67
QS03310-32	51	32	75	80

## Q01100

国产一层钢丝编织软管套筒  
Ferrule For China Standard 1-steel Wire Braid Hose

代号 PART NO.	软管 HOSE BORE		尺寸 DIMENSIONS	
	公称内径 DN	标号 DASH	L	D
Q01100-04	6	04	30	19
Q01100-05	8	05	32	21
Q01100-06	10	06	32	23
Q01100-08	13	08	34	28
Q01100-10	16	10	37	31
Q01100-12	19	12	43	34
Q01100-16	25	16	50	41
Q01100-20	32	20	59	49
Q01100-24	38	24	74	55

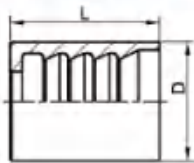
## Q01200

国产二层钢丝编织软管套筒  
Ferrule For China Standard 2-steel Wire Braid Hose

代号 PART NO.	软管 HOSE BORE		尺寸 DIMENSIONS	
	公称内径 DN	标号 DASH	L	D
Q01200-04	6	04	30	21
Q01200-05	8	05	31	23
Q01200-06	10	06	32	25
Q01200-08	13	08	34	31
Q01200-10	16	10	39	34
Q01200-12	19	12	43	37
Q01200-16	25	16	50	43
Q01200-20	32	20	59	51
Q01200-24	38	24	74	57



Q01300

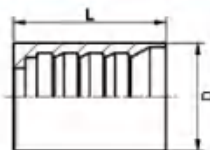


国产三层钢丝编织软管套筒

Ferrule For China Standard 3-steel Wire Braid Hose

代号 PART NO.	软管 HOSE BORE		尺寸 DIMENSIONS	
	公称内径 DN	标号 DASH	L	D
Q01300-05	8	05	32	25.5
Q01300-08	13	08	34	33
Q01300-10	16	10	39	36
Q01300-12	19	12	43	39
Q01300-16	25	16	50	45
Q01300-20	32	20	59	53
Q01300-24	38	24	74	59
Q01300-32	51	32	78	72

Q01400

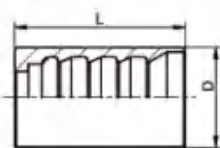


SAE 100 R12/20-24, GB 10544 5型 软管套筒

Ferrule For SAE 100R 12/20-24, GB 10544 TySpe Hose

代号 PART NO.	软管 HOSE BORE		尺寸 DIMENSIONS	
	公称内径 DN	标号 DASH	L	D
Q01400-06	10	06	39	27.5
Q01400-08	13	08	41	31.5
Q01400-10	16	10	43	34
Q01400-12	19	12	51	39
Q01400-16	25	16	61.5	46.5
Q01400-20	32	20	67.5	55.5
Q01400-24	38	24	75	63.5
Q01400-32	51	32	79	78

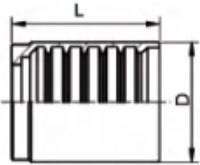
Q00400



SAE 100 R12/06-16 GB 10544 3型/20-32, DIN 20023-4SP, 4SH/10-16 软管套筒  
 Ferrule For SAE 100 R12/06-16, GB 10544 3 Type/20-32, DIN 20023-4SP, 4SH/10-16 Hose

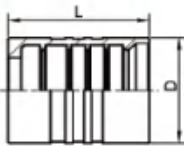
代号 PART NO.	软管 HOSE BORE		尺寸 DIMENSIONS	
	公称内径 DN	标号 DASH	L	D
Q00400-04	6	04	37.5	22
Q00400-06	10	06	39	25.5
Q00400-08	13	08	41	29
Q00400-10	16	10	43	34
Q00400-12	19	12	51	37
Q00400-16	25	16	61.5	46.5
Q00400-20	32	20	67.5	57
Q00400-24	38	24	75	65
Q00400-32	51	32	79	79

## Q00401

DIN 20023-4SH 软管套筒  
Ferrule For DIN 20023-4SH Hose

代号 PART NO.	软管 HOSE BORE		尺寸 DIMENSIONS	
	公称内径 DN	标号 DASH	L	D
Q00401-20	32	20	67.5	53
Q00401-24	38	24	75	61
Q00401-32	51	32	79	77

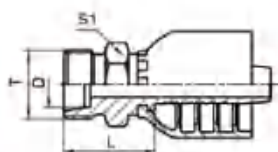
## Q00621

SAE 100 R13/R15 4,5H/12-16 软管剥内外胶套筒  
Interlock Ferrule For SAE 100 R13/R15 4,5H/12-16 Hose

代号 PART NO.	软管 HOSE BORE		尺寸 DIMENSIONS	
	公称内径 DN	标号 DASH	L	D
Q00621-12	19	12	53	39.5
Q00621-16	25	15	66	48.5
Q00621-20	32	20	88	59
Q00621-24	38	24	102	69.3
Q00621-32	51	32	106	84.45

### Q10411-RW

公制外螺纹24°内锥面轻系列  
Metric Male 24° Cone Seat L.T.ISO 12151-2 -DIN3861

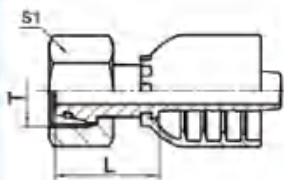


代号 PART NO.	螺纹 T THREAD T	软管 HOSE BORE		管子外径 TUBE O.D	尺寸 DIMENSIONS		
		公称内径DN	标号 DASH		L	D	S1
Q10411-12-04RW	M12X1.5	6	04	6	13.5	6	14
Q10411-14-04RW	M14X1.5	6	04	8	13.5	8	17
Q10411-14-05RW	M14X1.5	8	05	8	14.5	8	17
Q10411-16-04RW	M16X1.5	6	04	10	16.5	10	17
Q10411-16-05RW	M16X1.5	8	05	10	16.5	10	17
Q10411-16-06RW	M16X1.5	10	06	10	16.5	10	17
Q10411-18-05RW	M18X1.5	8	05	12	16.5	12	19
Q10411-18-06RW	M18X1.5	10	06	12	16.5	12	19
Q10411-22-06RW	M22X1.5	10	06	15	17.5	15	24
Q10411-22-08RW	M22X1.5	13	08	15	18	15	24
Q10411-26-08RW	M26X1.5	13	08	18	19	18	27
Q10411-26-10RW	M26X1.5	16	10	18	19.5	18	27
Q10411-30-10RW	M30X2	16	10	22	22.5	22	32
Q10411-30-12RW	M30X2	19	12	22	22.5	22	32
Q10411-36-16RW	M36X2	25	16	28	25.5	28	41
Q10411-45-20RW	M45X2	32	20	35	27.5	35	46
Q10411-52-24RW	M52X2	38	24	42	27.5	42	55

注：1、表中代号用于编织软管。2、如需用于缠绕软管代号改为Q10412-XX-XXRW Note:1.For use with braided hoses, 2.If use with spiral hoses,hose fitting series number is Q10412-XX-XXRW.

### Q20411-TRW

公制内螺纹24°锥带O型轻系列  
Metric Female 24° Cone O-ring L.T.ISO 12151-2-DIN3865



代号 PART NO.	螺纹 T THREAD T	软管 HOSE BORE		管子直径 TUBE O.E.	尺寸 DIMENSIONS		
		公称内径DN	标号 DASH		L	S1	
Q20411-12-04TRW	M12X1.5	6	04	6	22	17	
Q20411-14-04TRW	M14X1.5	6	04	8	23.5	17	
Q20411-16-04TRW	M16X1.5	6	04	10	20.5	19	
Q20411-16-05TRW	M16X1.5	8	05	10	25.5	19	
Q20411-18-05TRW	M18X1.5	8	05	12	23.5	22	
Q20411-18-06TRW	M18X1.5	10	06	12	26.5	22	
Q20411-22-08TRW	M22X1.5	13	08	15	28.5	27	
Q20411-26-08TRW	M26X1.5	13	08	18	30	32	
Q20411-26-10TRW	M26X1.5	16	10	18	32	32	
Q20411-30-10TRW	M30X2	16	10	22	32.5	36	
Q20411-30-12TRW	M30X2	19	12	22	33.5	36	
Q20411-36-12TRW	M36X2	19	12	28	35	41	
Q20411-36-16TRW	M36X2	25	16	28	36	41	
Q20411-45-16TRW	M45X2	25	16	35	34	50	
Q20411-45-20TRW	M45X2	32	20	35	35	50	
Q20411-52-20TRW	M52X2	32	20	42	38	60	
Q20411-52-24TRW	M52X2	38	20	42	38	60	

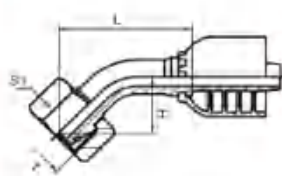
注：1、表中代号用于编织软管。2、如需用于缠绕软管代号改为 Q20412-XX-XXTRW  
Note:1.For use with braided hoses. 2.If use with spiral hoses,hose fitting series number is Q20412-XX-XXTRW.



## Q20441-TRW

45°弯公制外螺纹24°锥带O型轻系列

45° Metric Female 24° Cone O-ring L.T.ISO 12151-2-DIN3865



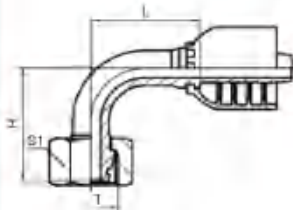
代号 PART NO.	螺纹T THREAD T	软管 HOSE BORE		管子直径 TUBE O.E.	尺寸 DIMENSIONS		
		公称内径DN	标号 DASH		L	H	S1
Q20441-14-04TR W	M14X1.5	6	04	8	39.8	16	17
Q20441-16-04TR W	M16X1.5	6	04	10	40.8	17	19
Q20441-16-05TR W	M16X1.5	8	05	10	40.7	17	19
Q20441-18-05TR W	M18X1.5	8	05	12	42.2	18.5	22
Q20441-18-06TR W	M18X1.5	10	06	12	44.5	18.5	22
Q20441-22-08TR W	M22X1.5	13	08	15	50.8	19.5	27
Q20441-26-08TR W	M26X1.5	13	08	18	54.8	23.5	32
Q20441-26-10TR W	M26X1.5	16	10	18	62.7	23.5	32
Q20441-30-10TR W	M30X2	16	10	22	64.7	25.5	36
Q20441-30-12TR W	M30X2	19	12	22	68.2	25.5	36
Q20441-36-12TR W	M36X2	19	12	28	74.7	32	41
Q20441-36-16TR W	M36X2	25	16	28	81.4	32	41
Q2041 1-45-16TRW	M45X2	25	16	35	87.4	38	50
Q2041 1-45-20TRW	M45X2	32	20	35	98.8	38	50
Q20441-52-20TRW	M52X2	32	20	42	105.3	44.5	60
Q20441-52-24TR W	M52X2	38	24	42	115.6	44.5	60

注：1.表中代号用于编织软管。 2.如需用于缠绕软管代号改为 Q20442-XX-XXTRW Note:1.For use with braided hoses. 2.If use with spiral hoses,hose fitting series number is Q20442-XX-XXTRW.

## Q20491-TRW

90°弯公制外螺纹24°锥带O型轻系列

90°Metric Female 24° Cone O-ring L.T.ISO 12151-2-DIN3865



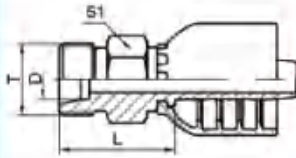
代号 PART NO.	螺纹T THREAD T	软管 HOSE BORE		管子直径 TUBE O.E.	尺寸 DIMENSIONS		
		公称内径DN	标号 DASH		L	H	S1
Q20491-14-04TRW	M14X1.5	6	04	8	32	30.5	17
Q20491-16-04TRW	M16X1.5	6	04	10	32	33	19
Q20491-16-05TRW	M16X1.5	8	05	10	32.5	33	19
Q20491-18-05TRW	M18X1.5	8	05	12	32.5	36	22
Q20491-18-06TRW	M18X1.5	10	06	12	36.5	36	22
Q20491-22-08TRW	M22X1.5	13	08	15	44.5	40.5	27
Q20491-26-08TRW	M26X1.5	13	08	18	44.5	51.5	32
Q20491-26-10TRW	M26X1.5	16	10	18	55	51.5	32
Q20491-30-10TRW	M30X2	16	10	22	55	56	36
Q20491-30-12TRW	M30X2	19	12	22	62	56	36
Q20491-36-12TRW	M36X2	19	12	28	62	68.5	41
Q20491-36-16TRW	M36X2	25	16	28	74	68.5	41
Q20491-45-16TRW	M45X2	25	16	35	74	78.5	50
Q20491-45-20TRW	M45X2	32	20	35	91.5	78.5	50
Q20491-52-20TRW	M52X2	32	20	42	91.5	95	60
Q20491-52-24TRW	M52X2	38	24	42	108	95	60

注：1.表中代号用于编织软管。 2.如需用于缠绕软管代号改为 Q20492-XX-XXTRW Note:1.For use with braided hoses. 2.If use with spiral hoses,hose fitting series number is Q20492-XX-XXTRW.

### Q10511-RW

公制外螺纹24°内锥面重系列

Metric Male 24° Cone Seat H.T.ISO 12151-2 -DIN3861



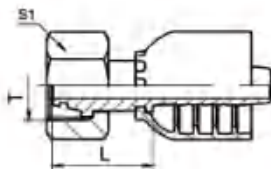
代号 PART NO.	螺纹T THREAD T	软管 HOSE BORE		管子直径 TUBE O.D.	尺寸 DIMENSIONS		
		公称内径DN	标号 DASH		L	D	S1
Q10511-14-04RW	M14X1.5	6	04	6	24	6	14
Q10511-16-04RW	M16X1.5	6	04	8	26.5	8	17
Q10511-18-04RW	M18X1.5	6	04	10	26.5	10	19
Q10511-18-06RW	M18X1.5	10	06	10	27	10	19
Q10511-20-05RW	M20X1.5	8	05	12	28	12	22
Q10511-20-06RW	M20X1.5	10	06	12	28	12	22
Q10511-22-06RW	M22X1.5	10	06	14	28.5	14	24
Q10511-24-08RW	M24X1.5	13	08	16	32	16	27
Q10511-30-10RW	M30X2	16	10	20	36	20	32
Q10511-30-12RW	M30X2	19	12	20	36	20	32
Q10511-36-12RW	M36X2	19	12	25	40	25	41
Q10511-36-16RW	M36X2	25	16	25	41	25	41
Q10511-42-16RW	M42X2	25	16	30	43	30	46
Q10511-52-20RW	M52X2	32	20	38	48	38	55

注：1、表中代号用于编织软管。2、如需用于缠绕软管代号改为Q10512-XX-XXRW Note:1.For use with braided hoses. 2.If use with spiral hoses,hose fitting series number is Q10512-XX-XXRW.

### Q20511-TRW

公制内螺纹24°锥带O型重系列

Metric Female 24° Cone O-Ring H.T.ISO 12151-2-DIN3865



代号 PART NO.	螺纹T THREAD T	软管 HOSE BORE		管子直径 TUBE O.E.	尺寸 DIMENSIONS		
		公称内径DN	标号 DASH		L		S1
Q20511-16-04TRW	M16X1.5	6	04	8	24		19
Q20511-18-04TRW	M18X1.5	6	04	10	25		22
Q20511-18-05TRW	M18X1.5	8	05	10	25		22
Q20511-18-06TRW	M18X1.5	10	06	10	25		22
Q20511-20-05TRW	M20X1.5	8	05	12	25.5		24
Q20511-20-06TRW	M20X1.5	10	06	12	25.5		24
Q20511-22-06TRW	M22X1.5	10	06	14	25.5		27
Q20511-24-08TRW	M24X1.5	13	08	16	30		30
Q20511-30-10TRW	M30X2	16	10	20	34		36
Q20511-30-12TRW	M30X2	19	12	20	35		36
Q20511-36-12TRW	M36X2	19	12	25	32		46
Q20511-36-16TRW	M36X2	25	16	25	35.5		46
Q20511-42-16TRW	M42X2	25	16	30	36		50
Q20511-52-20TRW	M52X2	32	20	38	36		60

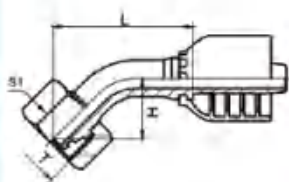
注：1、表中代号用于编织软管。2、如需用于缠绕软管代号改为Q20512-XX-XXTRW Note:1.For use with braided hoses. 2.If use with spiral hoses,hose fitting series number is Q20512-XX-XXTRW.



## Q20541-TRW

45°公制内螺纹24°锥 带O型重系列

45° Metric Female 24° Cone O-Ring H.T.ISO 12151-2-DIN3865



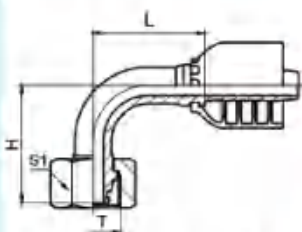
代号 PART NO.	螺纹T	软管 HOSE BORE		管子直径	尺寸 DIMENSIONS		
	THREAD T	公称内径DN	标号 DASH	TUBE O.E.	L	H	S1
Q20541-16-04TRW	M16X1.5	6	04	8	40.8	17	19
Q20541-18-04TRW	M18X1.5	6	04	10	40.8	17	22
Q20541-18-05TRW	M18X1.5	8	05	10	41.7	18	22
Q20541-18-06TRW	M18X1.5	10	06	10	44.5	18.5	22
Q20541-20-05TRW	M20X1.5	8	05	12	41.7	18	24
Q20541-20-06TRW	M20X1.5	10	06	12	44.5	18.5	24
Q20541-22-06TRW	M22X1.5	10	06	14	48.9	22.9	27
Q20541-24-08TRW	M24X1.5	13	08	16	52.3	21	30
Q20541-30-10TRW	M30X2	16	10	20	64.2	25	36
Q20541-30-12TRW	M30X2	19	12	20	73.2	30.5	36
Q20541-36-12TRW	M36X2	19	12	25	73.2	30.5	46
Q20541-36-16TRW	M36X2	25	16	25	84.9	35.5	46
Q20541-42-16TRW	M42X2	25	16	30	84.9	35.5	50
Q20541-52-20TRW	M52X2	32	20	38	102.75	42	60

注：1、表中代号用于编织软管。2、如需用于缠绕软管代号改为Q20542-XX-XXTRW Note:1.For use with braided hoses. 2.If use with spiral hoses,hose fitting series number is Q20542-XX-XXTRW.

## Q20591-TRW

90°弯公制内螺纹24°锥 带O型重系列

90° Metric Female 24° Cone O-Ring H.T.ISO 12151-2-DIN3865



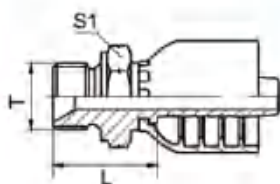
代号 PART NO.	螺纹T	软管 HOSE BORE		管子直径	尺寸 DIMENSIONS		
	THREAD T	公称内径DN	标号 DASH	TUBE O.E.	L	H	S1
Q20591-16-04TRW	M16X1.5	6	04	8	32	32	19
Q20591-18-04TRW	M18X1.5	6	04	10	32	32	22
Q20591-18-05TRW	M18X1.5	8	05	10	32.5	34	22
Q20591-18-06TRW	M18X1.5	10	06	10	36.5	35.5	22
Q20591-20-05TRW	M20X1.5	8	05	12	32.5	34	24
Q20591-20-06TRW	M20X1.5	10	06	12	36.5	35.5	24
Q20591-22-06TRW	M22X1.5	10	06	14	36.5	43	27
Q20591-24-08TRW	M24X1.5	13	08	16	44.5	43	30
Q20591-30-10TRW	M30X2	16	10	20	55	49.5	36
Q20591-30-12TRW	M30X2	19	12	20	62	59	36
Q20591-36-12TRW	M36X2	19	12	25	62	59	46
Q20591-36-16TRW	M36X2	25	16	25	74	70	46
Q20591-42-16TRW	M42X2	25	16	30	74	70	50
Q20591-52-20TRW	M52X2	32	20	38	91.5	87	60

注：1、表中代号用于编织软管。2、如需用于缠绕软管代号改为Q20592-XX-XXTRW Note:1.For use with braided hoses. 2.If use with spiral hoses,hose fitting series number is Q20592-XX-XXTRW.



### Q12611A-RW

英管外螺纹60°锥面或六角端面组合垫密封的双用接头  
BSP Male Double Use For 60° Cone Seat Or Bonded Seal ISO 12151-6

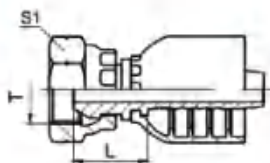


代号 PART NO.	螺纹 T THREAD T	接管 HOSE BORE		尺寸 DIMENSIONS		
		公称内径DN	标号 DASH	L		S1
Q12611A-04-04RW	G1/4"X19	6	04	25.5		19
Q12611A-06-05RW	G3/8"X19	8	05	27.5		22
Q12611A-06-06RW	G3/8"X19	10	06	26		22
Q12611A-06-08RW	G3/8"X19	13	08	28		22
Q12611A-08-06RW	G1/2"X14	10	06	32		27
Q12611A-08-08RW	G1/2"X14	13	08	33		27
Q12611A-08-10RW	G1/2"X14	16	10	34		27
Q12611A-10-08RW	G5/8"X14	13	08	36		30
Q12611A-10-10RW	G5/8"X14	16	10	37		30
Q12611A-12-08RW	G3/4"X14	13	08	35		32
Q12611A-12-10RW	G3/4"X14	16	10	36		32
Q12611A-12-12RW	G3/4"X14	19	12	37		32
Q12611A-16-12RW	G1"X11	19	12	39		41
Q12611A-16-16RW	G1"X11	25	16	42		41
Q12611A-20-16RW	G1.1/4"X11	25	16	45		50
Q12611A-20-20RW	G1.1/4"X11	32	20	45		50
Q12611A-24-20RW	G1.1/2"X11	32	20	49		55
Q12611A-24-24RW	G1.1/2"X11	38	24	49		55
Q12611A-32-32RW	G2"X11	51	32	54.5		70

注：1. 表中代号用于编织软管。2. 如需用于缠绕软管代号改为Q12612-XX-XXRW Note:1.For use with braided hoses. 2.If use with spiral hoses,hose fitting series number is Q12612-XX-XXRW.

### Q22611-RW

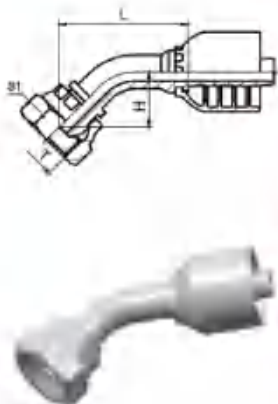
英管内螺纹60°外锥面  
BSP Female 60° Cone ISO 12151-6



代号 PART NO.	螺纹 T THREAD T	软管 HOSE BORE		尺寸 DIMENSIONS		
		公称内径DN	标号 DASH	L		S1
Q22611-02-04RW	G1/8"X28	6	04	15		14
Q22611-04-04RW	G1/4"X19	6	04	19		19
Q22611-04-05RW	G1/4"X19	8	05	19		19
Q22611-04-06RW	G1/4"X19	10	06	19		19
Q22611-06-04RW	G3/8"X19	6	04	19.5		22
Q22611-06-05RW	G3/8"X19	8	05	19		22
Q22611-06-06RW	G3/8"X19	10	06	19.5		22
Q22611-06-08RW	G3/8"X19	13	08	20		22
Q22611-08-08RW	G1/2"X14	13	08	21.5		27
Q22611-10-08RW	G5/8"X14	13	08	22.5		30
Q22611-10-10RW	G5/8"X14	16	10	23		30
Q22611-12-10RW	G3/4"X14	16	10	24		32
Q22611-12-12RW	G3/4"X14	19	12	24		32
Q22611-16-14RW	G1"X11	22	14	26		41
Q22611-16-16RW	G1"X11	25	16	27		41
Q22611-20-20RW	G1.1/4"X11	32	20	30.5		50
Q22611-24-24RW	G1.1/2"X11	38	24	31.5		55
Q22611-32-32RW	G2"X11	51	32	34		70

注：1. 表中代号用于编织软管。2. 如需用于缠绕软管代号改为Q22612-XX-XXRW Note:1.For use with braided hoses. 2.If use with spiral hoses,hose fitting series number is Q22612-XX-XXRW.

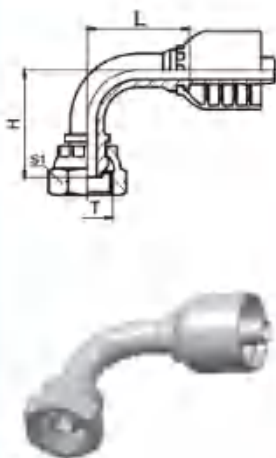
## Q22641-RW

45°英管内螺纹60°外锥面  
45°BSP Female 60° Cone ISO 12151-6

代号 PART NO.	螺纹T THREAD T	软管 HOSE BORE		尺寸 DIMENSIONS		
		公称内径DN	标号 DASH	L	H	S1
Q22641-04-04RW	G1/4"X19	6	04	38.8	15	19
Q22641-04-05RW	G1/4"X19	8	05	41.7	18	19
Q22641-06-04RW	G3/8"X19	6	04	39.8	16	22
Q22641-06-05RW	G3/8"X19	8	05	41.7	18	22
Q22641-06-06WR	G3/8"X19	10	06	44	18	22
Q22641-06-08RW	G3/8"X19	13	08	54.3	23	22
Q22641-08-08RW	G1/2"X14	13	08	51.3	20	27
Q22641-10-08RW	G5/8"X14	13	08	54.3	23	30
Q22641-10-10RW	G5/8"X14	16	10	64.2	25	30
Q22641-12-10RW	G3/4"X14	16	10	67.2	28	32
Q22641-12-12RW	G3/4"X14	19	12	71.7	29	32
Q22641-16-16RW	G1"X11	25	16	84.4	35	41
Q22641-20-20RW	G1.1/4"X11	32	20	100.8	40	50
Q22641-24-24RW	G1.1/2"X11	38	24	121.1	50	55
Q22641-32-32RW	G2"X11	51	32	155	70	70

注：1、表中代号用于编织软管。2、如需用于缠绕软管代号改为Q22642-XX-XXRW Note:1.For use with braided hoses. 2.If use with spiral hoses,hose fitting series number is Q22642-XX-XXRW.

## Q22691-RW

90°英管内螺纹60°外锥面  
90°BSP Female 60° Cone ISO 12151-6

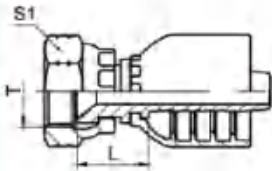
代号 PART NO.	螺纹T THREAD T	软管 HOSE BORE		尺寸 DIMENSIONS		
		公称内径DN	标号 DASH	L	H	S1
Q22691-02-04RW	G1/8"X28	6	04	32	27	14
Q22691-04-04RW	G1/4"X19	6	04	32	28	19
Q22691-04-05RW	G1/4"X19	8	05	32.5	31.5	19
Q22691-04-06RW	G1/4"X19	10	06	36.5	34	19
Q22691-06-04RW	G3/8"X19	6	04	32	31	22
Q22691-06-05RW	G3/8"X19	8	05	32.5	34	22
Q22691-06-06RW	G3/8"X19	10	06	36.5	34	22
Q22691-08-08RW	G1/2"X14	13	08	44.5	41	27
Q22691-10-08RW	G5/8"X14	13	08	44.5	45	30
Q22691-10-10RW	G5/8"X14	16	10	55	51	30
Q22691-12-10RW	G3/4"X14	16	10	55	56	32
Q22691-12-12RW	G3/4"X14	19	12	62	58	32
Q22691-16-16RW	G1"X11	25	16	74	70	41
Q22691-20-20RW	G1.1/4"X11	32	20	91.5	85	50
Q22691-24-24RW	G1.1/2"X11	38	24	108	100	55
Q22691-32-32RW	G2"X11	51	32	133.8	140	70

注：1、表中代号用于编织软管。2、如需用于缠绕软管代号改为Q22692-XX-XXRW Note:1.For use with braided hoses. 2.If use with spiral hoses,hose fitting series number is Q22692-XX-XXRW.



### Q26711-RW

美制JIC外螺纹74°内锥面  
JIC Female 74° Cone Seat ISO 12151-5 - SAE J514

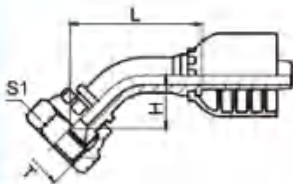


代号 PART NO.	螺纹T THREAD T	软管 HOSE BORE		尺寸 DIMENSIONS		
		公称内径DN	标号 DASH	L		S1
Q26711-04-04RW	7/16"X20	6	04	15		14
Q26711-05-05RW	1/2"X20	8	05	15.5		17
Q26711-06-05RW	9/16"X18	8	05	15.5		19
Q26711-06-06RW	9/16"X18	10	06	15.5		19
Q26711-06-08RW	9/16"X18	13	08	16		19
Q26711-08-06RW	3/4"X16	10	06	17.5		22
Q26711-08-08RW	3/4"X16	13	08	18		22
Q26711-10-08RW	7/8"X14	13	08	18.5		27
Q26711-10-10RW	7/8"X14	16	10	20		27
Q26711-10-12RW	7/8"X14	19	12	20		27
Q26711-12-10RW	1.1/16"X12	16	10	21.5		32
Q26711-12-12RW	1.1/16"X12	19	12	21.5		32
Q26711-14-12RW	1.3/16"X12	19	12	21.5		36
Q26711-16-16RW	1.5/16"X12	25	16	23		41
Q26711-20-20RW	1.5/8"X12	32	20	26		50
Q26711-24-24RW	1.7/8"X12	38	24	26.5		60
Q26711-32-32RW	2.1/2"X12	51	32	27		75

注：1. 表中代号用于编织软管。2. 如需用于缠绕软管代号改为Q26712-XX-XXRW Note:1.For use with braided hoses. 2.If use with spiral hoses,hose fitting series number is Q26712-XX-XXRW.

### Q26741-RW

45°美制JIC内螺纹74°内锥面  
45°JIC Female 74° Cone Seat ISO 12151-5 - SAE J514

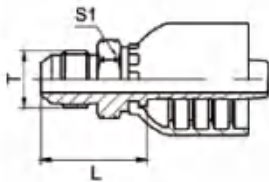


代号 PART NO.	螺纹T THREAD T	软管 HOSE BORE		尺寸 DIMENSIONS		
		公称内径DN	标号 DASH	L	H	S1
Q26741-04-04RW	7/16"X20	6	04	33.8	10	14
Q26741-05-05RW	1/2"X20	8	05	33.7	10	17
Q26741-06-05RW	9/16"X18	8	05	34.7	11	19
Q26741-06-06RW	9/16"X18	10	06	37	11	19
Q26741-06-08RW	9/16"X18	12	08	46.3	15	19
Q26741-08-06RW	3/4"X16	10	06	41	15	22
Q26741-08-08RW	3/4"X16	13	08	46.3	15	22
Q26741-10-08RW	7/8"X14	13	08	47.3	16	27
Q26741-10-10RW	7/8"X14	16	10	55.2	16	27
Q26741-10-12RW	7/8"X14	20	12	63.7	21	27
Q26741-12-10RW	1.1/16"X12	16	10	60.2	21	32
Q26741-12-12RW	1.1/16"X12	19	12	63.7	21	32
Q26741-14-12RW	1.3/16"X12	19	12	73.5	31	36
Q26741-16-16RW	1.5/16"X12	25	16	73.4	24	41
Q26741-20-20RW	1.5/8"X12	32	20	92.8	32	50
Q26741-24-24RW	1.7/8"X12	38	24	113.1	42	60
Q26741-32-32RW	2.1/2"X12	51	32	136.5	51.5	75

注：1. 表中代号用于编织软管。2. 如需用于缠绕软管代号改为Q26742-XX-XXRW Note:1.For use with braided hoses. 2.If use with spiral hoses,hose fitting series number is Q26742-XX-XXRW.



## Q16711-RW

美制JIC外螺纹74°外锥面  
JIC Male 74° Cone ISO 12151-5 -SAE J514

代号 PART NO.	螺纹T	软管 HOSE BORE		尺寸 DIMENSIONS		
	THREAD T	公称内径DN	标号 DASH	L		S1
Q16711-04-04RW	7/16"X20	6	04	26.5		12
Q16711-05-04RW	1/2"X20	6	04	26.5		14
Q16711-05-05RW	1/2"X20	8	05	26.5		14
Q16711-05-06RW	1/2"X20	10	06	26.5		17
Q16711-06-04RW	9/16"X18	6	04	26.5		17
Q16711-06-05RW	9/16"X18	8	05	26.5		17
Q16711-06-06RW	9/16"X18	10	06	26.5		17
Q16711-08-06RW	3/4"X16	10	06	31		22
Q16711-08-08RW	3/4"X16	13	08	31.5		22
Q16711-10-06RW	7/8"X14	10	06	32		24
Q16711-10-08RW	7/8"X14	13	08	34.5		24
Q16711-10-10RW	7/8"X14	16	10	35.5		24
Q16711-12-08RW	1.1/16"X12	13	08	39		27
Q16711-12-10RW	1.1/16"X12	16	10	40		27
Q16711-12-12RW	1.1/16"X12	19	12	40		27
Q16711-12-16RW	1.1/16"X12	25	16	41		30
Q16711-14-10RW	1.3/16"X12	16	10	40		32
Q16711-14-12RW	1.3/16"X12	19	12	40.5		32
Q16711-16-12RW	1.5/16"X12	19	12	42.5		36
Q16711-16-16RW	1.5/16"X12	25	16	43.5		36
Q16711-20-16RW	1.5/8"X12	25	16	46		46
Q16711-20-20RW	1.5/8"X12	32	20	47.5		46
Q16711-24-20RW	1.7/8"X12	32	20	53.5		50
Q16711-24-24RW	1.7/8"X12	38	24	53		50
Q16711-32-32RW	2.1/2"X12	51	32	64		65

注：1、表中代号用于编织软管。2、如需用于缠绕软管代号改为Q16712-XX-XXRW Note:1.For use with braided hoses. 2.If use with spiral hoses,hose fitting series number is Q16712-XX-XXRW.

### Q26791-RW

90°美制JIC内螺纹74°内锥面  
90°JIC Female 74° Cone Seat ISO 12151-5 - SAE J514

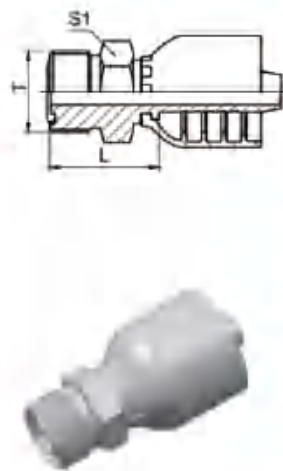


代号 PART NO.	螺纹T THREAD T	软管 HOSE BORE		尺寸 DIMENSIONS		
		公称内径DN	标号 DASH	L	H	S1
Q26791-04-04RW	7/16"X20	6	04	32	32	14
Q26791-05-05RW	1/2"X20	8	05	32.5	32	17
Q26791-06-05RW	9/16"X18	8	05	32.5	38	19
Q26791-06-06RW	9/16"X18	10	06	36.5	38	19
Q26791-06-08RW	9/16"X18	13	08	44.5	41	19
Q26791-08-06RW	3/4"X16	10	06	36.5	41	22
Q26791-08-08RW	3/4"X16	13	08	44.5	41	22
Q26791-10-08RW	7/8"X14	13	08	44.5	47	27
Q26791-10-10RW	7/8"X14	16	10	55	47	27
Q26791-10-12RW	7/8"X14	19	12	62	58	27
Q26791-12-10RW	1.1/16"X12	16	10	55	58	32
Q26791-12-12RW	1.1/16"X12	19	12	62	58	32
Q26791-14-12RW	1.3/16"X12	19	12	64	63.5	36
Q26791-16-16RW	1.5/16"X12	25	16	74	71	41
Q26791-20-20RW	1.5/8"X12	32	20	91.5	78	50
Q26791-24-24RW	1.7/8"X12	38	24	108	86	60
Q26791-32-32RW	2.1/2"X12	51	32	133.8	140	75

注：1、表中代号用于编织软管。2、如需用于缠绕软管代号改为Q26792-XX-XXRW。 Note:1.For use with braided hoses. 2.If use with spiral hoses,hose fitting series number is Q26792-XX-XXRW.

### Q14211-RW

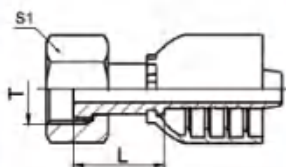
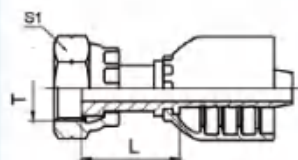
美制ORFS外螺纹平面O型圈密封  
ORFS Male O-Ring Seal ISO 12151-1 - SAE J1453



代号 PART NO.	螺纹T THREAD T	软管 HOSE BORE		尺寸 DIMENSIONS		
		公称内径DN	标号 DASH	L		S1
Q14211-04-04RW	9/16" X18	6	04	22.5		17
Q14211-06-04RW	11/16" X16	6	04	24		19
Q14211-06-06RW	11/16" X16	10	06	24		19
Q14211-08-06RW	13/16" X16	10	06	27.5		22
Q14211-08-08RW	13/16" X16	13	08	28.5		22
Q14211-08-10RW	13/16" X16	16	10	28.5		22
Q14211-10-08RW	1" X14	13	08	32.5		27
Q14211-10-10RW	1" X14	16	10	33.5		27
Q14211-12-08RW	1.3/16" X12	13	08	35.5		32
Q14211-12-10RW	1.3/16" X12	16	10	36		32
Q14211-12-12RW	1.3/16" X12	19	12	36.5		32
Q14211-16-12RW	1.7/16" X12	19	12	37		41
Q14211-16-16RW	1.7/16" X12	25	16	38.5		41
Q14211-20-20RW	1.11/16" X12	32	20	41.5		46
Q14211-24-24RW	2" X12	38	24	43		55

注：1、表中代号用于编织软管。2、如需用于缠绕软管代号改为Q14211-XX-XXRW。 Note:1.For use with braided hoses. 2.If use with spiral hoses,hose fitting series number is Q14211-XX-XXRW.



Q24211-RW  
Q24211-TRW美制ORFS内螺纹平面  
ORFS Female Seal ISO 12151-1- SAE J516

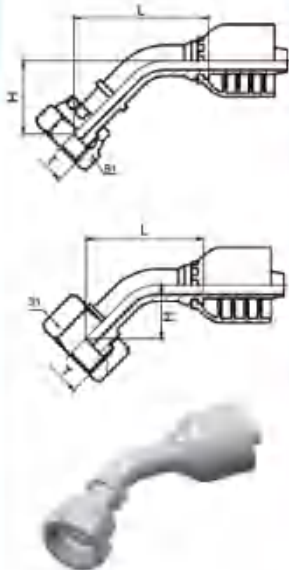
代号 PART NO.	螺纹 T THREAD T	软管 HOSE BORE		尺寸 DIMENSIONS		
		公称内径 DN	标号 DASH	L	S1	
Q24211-04-04RW	9/16 " X18	6	04	22.5	17	
Q24211-04-05RW	9/16 " X18	8	05	22.5	17	
Q24211-04-06RW	9/16 " X18	10	06	22.5	17	
Q24211-06-04TRW	11/16 " X16	6	04	23.5	22	
Q24211-06-05TRW	11/16 " X16	8	05	23.5	22	
Q24211-06-06RW	11/16 " X16	10	06	25.5	22	
Q24211-08-06RW	11/16 " X16	13	08	26	22	
Q24211-08-08TRW	13/16 " X16	8	05	25	27	
Q24211-08-06TRW	13/16 " X16	10	06	25	24	
Q24211-08-08RW	13/16 " X16	13	08	28	24	
Q24211-08-10RW	13/16 " X16	16	10	29	24	
Q24211-10-08TRW	1 " X14	13	08	29.5	30	
Q24211-10-10RW	1 " X14	16	10	33	30	
Q24211-10-12RW	1 " X14	19	12	33.5	30	
Q24211-12-08TRW	1.3/16 " X12	13	08	30.5	36	
Q24211-12-10TRW	1.3/16 " X12	16	10	31.5	36	
Q24211-12-12RW	1.3/16 " X12	19	12	35	36	
Q24211-12-16RW	1.3/16 " X12	25	16	36	36	
Q24211-16-12TRW	1.7/16 " X12	19	12	35	41	
Q24211-16-14TRW	1.7/16 " X12	22	14	35	41	
Q24211-16-16TRW	1.7/16 " X12	25	16	35	41	
Q24211-16-20RW	1.7/16 " X12	32	20	39.5	41	
Q24211-20-16TRW	1.11/16 " X12	25	16	35	50	
Q24211-24-20TRW	2 " X12	32	20	36	60	
Q24211-24-24TRW	2 " X12	38	24	36	60	

注：1、表中代号用于编织软管。2、如需用于缠绕软管代号改为Q24212-XX-XXTRW。 Note:1.For use with braided hoses. 2.If use with spiral hoses,hose fitting series number is Q24212-XX-XXTRW.



Q24241-RW  
Q24241-TRW

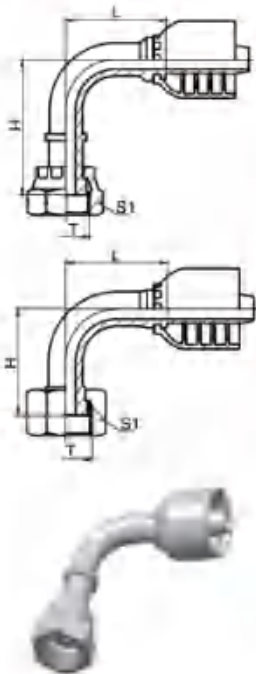
45°弯美制ORFS内螺纹平面  
45° Elbow ORFS Female Seal ISO 12151-1- SAE J516



代号 PART NO.	螺纹T THREAD T	软管 HOSE BORE		尺寸 DIMENSIONS		
		公称内径DN	标号 DASH	L	H	S1
Q24211-04-04RW	9/16"X18	6	04	33.8	10	17
Q24241-04-05RW	9/16"X18	8	05	33.7	10	17
Q24241-04-06RW	9/16"X18	10	06	37	11	17
Q24241-06-04TRW	11/16"X16	6	04	34.8	11	22
Q24241-06-05TRW	11/16"X16	8	05	34.7	11	22
Q24241-06-06RW	11/16"X16	10	06	37	11	22
Q24241-08-06TRW	13/16"X16	10	06	41	15	24
Q24241-08-08RW	13/16"X16	13	08	46.3	15	24
Q24241-08-10RW	13/16"X16	16	10	55.2	16	24
Q24241-10-08TRW	1"X14	13	08	47.3	16	30
Q24241-10-10RW	1"X14	10	10	55.2	16	30
Q24241-12-08TRW	1.3/16"X12	13	08	52.3	21	36
Q24241-12-10TRW	1.3/16"X12	16	10	60.2	21	36
Q24241-12-12RW	1.3/16"X12	19	12	63.7	21	36
Q24241-12-16RW	1.3/16"X12	25	16	73.4	24	36
Q24241-16-12TRW	1.7/16"X12	19	12	66.7	24	41
Q24241-16-14TRW	1.7/16"X12	22	14	66.7	24	41
Q24241-16-16TRW	1.7/16"X12	25	16	73.4	24	41
Q24241-20-16TRW	1.11/16"X12	25	16	81.4	32	50
Q24241-24-20TRW	2"X12	32	20	102.8	42	60
Q24241-24-24TRW	2"X12	38	24	113.1	42	60

Q24291-RW  
Q24291-TRW

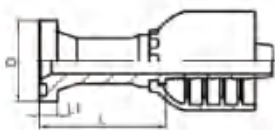
90°弯美制ORFS内螺纹平面  
90°Elbow ORFS Female Seal ISO 12151-1- SAE J516



代号 PART NO.	螺纹T THREAD T	软管 HOSE BORE		尺寸 DIMENSIONS		
		公称内径DN	标号 DASH	L	H	S1
Q24291-04-04RW	9/16" X18	6	04	30	41	19
Q24291-04-05RW	9/16" X18	8	05	33	44	19
Q24291-06-05TRW	11/16" X16	8	05	33	37.5	22
Q24291-06-06RW	11/16" X16	10	06	35.3	49.3	22
Q24291-06-08RW	11/16" X16	13	08	41	55	22
Q24291-08-06TRW	13/16" X16	10	08	35.3	39.8	27
Q24291-08-08RW	13/16" X16	13	08	41	57.5	27
Q24291-08-10RW	13/16" X16	16	10	56.5	61.5	27
Q24291-10-08TRW	1" X14	13	08	41	46	30
Q24291-10-10RW	1" X14	16	10	56	66	30
Q24291-10-12TRW	1" X14	13	12	65.5	75.5	30
Q24291-12-10TRW	1.3/16" X12	16	10	59	51.5	36
Q24291-12-12RW	1.3/16" X12	19	12	65.5	77	36
Q24291-12-16RW	1.3/16" X12	25	16	76.7	83.5	36
Q24291-16-12TRW	1.7/16" X12	19	12	65.5	63	41
Q24291-16-14TRW	1.7/16" X12	22	14	71.2	63	41
Q24291-16-16TRW	1.7/16" X12	25	16	76.9	67.5	41
Q24291-20-16TRW	1.11/16" X12	25	16	76.7	67.5	50
Q24291-24-20TRW	2" X12	32	20	91.5	78.5	50
Q24291-24-24TRW	2" X12	38	24	109.4	92	60

注：1、表中代号用于编织软管。2、如需用于缠绕软管代号改为Q24292-XX-XXRW。 Note:1.For use with braided hoses. 2.If use with spiral hoses,hose fitting series number is Q24292-XX-XXRW.

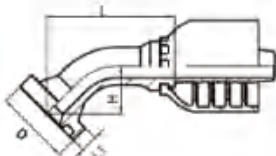
## Q87311-RW

SAE 法兰 3000 PSI  
SAE Flange 3000PSI ISO 12151-3 -SAE J518

代号 PART NO.	法兰型号 FLANGE SIZE	软管 HOSE BORE		尺寸 DIMENSIONS		
		公称内径DN	标号 DASH	L	D	L1
Q 87311-08-08RW	1/2"	13	08	46	30.2	6.73
Q 87311-12-08RW	3/4"	13	08	47	38.1	6.73
Q 87311-12-10RW	3/4"	16	10	48	38.1	6.73
Q 87311-12-12RW	3/4"	19	12	48	38.1	6.73
Q 87311-12-16RW	3/4"	25	16	49	38.1	6.73
Q 87311-16-12RW	1"	19	12	51	44.4	8
Q 87311-16-16RW	1"	25	16	52	44.4	8
Q 87311-16-20RW	1"	32	20	53	44.4	8
Q 87311-20-16RW	1.1/4"	25	16	57	50.8	8
Q 87311-20-20RW	1.1/4"	32	20	58	50.8	8
Q 87311-24-20RW	1.1/2"	32	20	68	60.3	8
Q 87311-24-24RW	1.1/2"	38	24	68	60.3	8
Q 87311-32-24RW	2"	38	24	66	71.4	9.53
Q 87311-32-32RW	2"	51	32	66	71.4	9.53

注：1、表中代号用于编织软管。2、如需用于缠绕软管代号改为Q87312-XX-XXRW。 Note:1.For use with braided hoses. 2.If use with spiral hoses,hose fitting series number is Q87312-XX-XXRW.

## Q87341-RW

45°弯 SAE 法兰 3000 PSI  
45° SAE Flange 3000PSI ISO 12151-3 -SAE J518

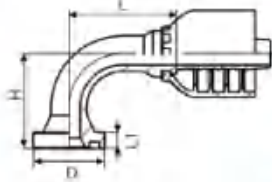
代号 PART NO.	法兰型号 FLANGE SIZE	软管 HOSE BORE		尺寸 DIMENSIONS			
		公称内径DN	标号 DASH	L	H	D	L1
Q87341-08-08RW	1/2"	13	08	50	31.9	30.2	6.73
Q87341-12-08RW	3/4"	13	08	57	32.6	38.1	6.73
Q87341-12-10RW	3/4"	16	10	65	22.6	38.1	6.73
Q87341-12-12RW	3/4"	19	12	68	22.6	38.1	6.73
Q87341-12-16RW	3/4"	25	16	79	43.0	38.1	6.73
Q87341-16-12RW	1"	19	12	74	73.2	38.1	6.73
Q87341-16-16RW	1"	25	16	81	43.2	44.4	8
Q87341-16-20RW	1"	32	20	95	83.5	44.4	8
Q87341-20-16RW	1.1/4"	25	16	87	43.8	44.4	8
Q87341-20-20RW	1.1/4"	32	20	98	83.8	50.8	8
Q87341-24-20RW	1.1/2"	32	20	104	44	50.8	8
Q87341-24-24RW	1.1/2"	38	24	115	44	60.3	8
Q87341-32-24RW	2"	38	24	127	56	60.3	8
Q87341-32-32RW	2"	51	32	141	56	71.4	9.53
Q87341-32-32RW	2"	51	32			71.4	9.53

注：1、表中代号用于编织软管。2、如需用于缠绕软管代号改为Q87342-XX-XXRW。 Note:1.For use with braided hoses. 2.If use with spiral hoses,hose fitting series number is Q87342-XX-XXRW.



### Q87391-RW

90°弯 SAE 法兰 3000 PSI  
90° SAE Flange 3000PSI ISO 12151-3 -SAE J518

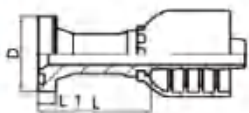


代号 PART NO.	法兰型号	软管 HOSE BORE		尺寸 DIMENSIONS			
	FLANGE SIZE	公称内径DN	标号 DASH	L	H	D	L1
Q87391-08-08RW	1/2"	13	08	44.5	40	30.2	6.73
Q87391-12-08RW	3/4"	13	08	44.5	58	38.1	6.73
Q87391-12-10RW	3/4"	16	10	55	58	38.1	6.73
Q87391-12-12RW	3/4"	19	12	62	58	38.1	6.73
Q87391-12-16RW	3/4"	25	16	74	68	38.1	6.73
Q87391-16-12RW	1"	19	12	62	70	44.4	8
Q87391-16-16RW	1"	25	16	74	70	44.4	8
Q87391-16-20RW	1"	32	20	91.5	82	44.4	8
Q87391-20-16RW	1.1/4"	25	16	74	90	50.8	8
Q87391-20-20RW	1.1/4"	32	20	91.5	90	50.8	8
Q87391-24-20RW	1.1/2"	32	20	91.5	104	60.3	8
Q87391-24-24RW	1.1/2"	38	24	108	104	60.3	8
Q87391-32-24RW	2"	38	24	108	138	71.4	9.53
Q87391-32-32RW	2"	51	32	133.8	138	71.4	9.53

注：1、表中代号用于编织软管。2、如需用于缠绕软管代号改为Q87392-XX-XXRW。 Note:1.For use with braided hoses. 2.If use with spiral hoses,hose fitting series number is Q87392-XX-XXRW.

### Q87611-RW

SAE 法兰 6000 PSI  
SAE Flange 6000PSI ISO 12151-3 -SAE J518



代号 PART NO.	法兰型号	软管 HOSE BORE		尺寸 DIMENSIONS			
	FLANGE SIZE	公称内径DN	标号 DASH	L		D	L1
Q87611-08-08RW	1/2"	13	08	47		31.7	7.75
Q87611-12-10RW	3/4"	16	10	51		41.3	8.76
Q87611-12-12RW	3/4"	19	12	51		41.3	8.76
Q87611-16-12RW	1"	19	12	56		47.6	9.53
Q87611-16-16RW	1"	25	16	57		47.6	9.53
Q87611-16-20RW	1"	32	20	58		47.6	9.53
Q87611-20-16RW	1.1/4"	25	16	65		54	10.29
Q87611-20-20RW	1.1/4"	32	20	66		54	10.29
Q87611-24-20RW	1.1/2"	32	20	75		63.5	12.57
Q87611-24-24RW	1.1/2"	38	24	75		63.5	12.57
Q87611-32-24RW	2"	38	24	85		79.4	12.57
Q87611-32-32RW	2"	51	32	85		79.4	12.57

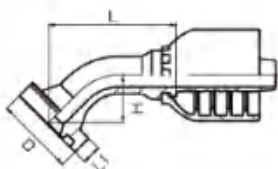
注：1、表中代号用于编织软管。2、如需用于缠绕软管代号改为Q87612-XX-XXRW。 Note:1.For use with braided hoses. 2.If use with spiral hoses,hose fitting series number is Q87612-XX-XXRW.



## Q87641-RW

45°弯 SAE 法兰 6000 PSI

45° SAE Flange 6000PSI ISO 12151-3 -SAE J518



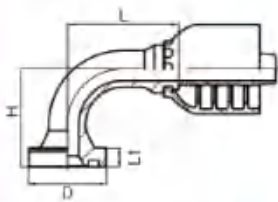
代号 PART NO.	法兰型号	软管 HOSE BORE		尺寸 DIMENSIONS			
	FLANGE SIZE	公称内径DN	标号 DASH	L	H	D	L1
87641-08-08RW	1/2"	13	08	50.3	19	31.7	7.75
Q87641-12-10RW	3/4"	16	10	65.2	26	41.3	8.76
Q87641-12-12RW	3/4"	19	12	68.7	26	41.3	8.76
Q87641-16-12RW	1"	19	12	74.7	32	47.6	9.53
Q87641-16-16RW	1"	25	16	81.4	32	47.6	9.53
Q87641-16-20RW	1"	32	20	95.8	35	47.6	9.53
Q87641-20-16RW	1.1/4"	25	16	87.4	38	54	10.29
Q87641-20-20RW	1.1/4"	32	20	98.8	38	54	10.29
Q87641-24-24RW	1.1/2"	38	24	115.1	44	63.5	12.57
Q87641-32-24RW	2"	38	24	127.1	56	79.4	12.57
Q87641-32-32RW	2"	51	32	141	56	79.4	12.57

注：1、表中代号用于编织软管。2、如需用于缠绕软管代号改为Q87642-XX-XXRW。 Note:1.For use with braided hoses. 2.If use with spiral hoses,hose fitting series number is Q87642-XX-XXRW.

## Q87691-RW

90°弯 SAE 法兰 6000 PSI

90° SAE Flange 6000PSI ISO 12151-3 -SAE J518



代号 PART NO.	法兰型号	软管 HOSE BORE		尺寸 DIMENSIONS			
	FLANGE SIZE	公称内径DN	标号 DASH	L	H	D	L1
Q87691-08-08RW	1/2"	13	08	44.5	40	31.7	7.75
Q87691-12-10RW	3/4"	16	10	55	58	41.3	8.76
Q87691-12-12RW	3/4"	19	12	62	58	41.3	8.76
Q87691-16-12RW	1"	19	12	62	70	47.6	9.53
Q87691-16-16RW	1"	25	16	74	70	47.6	9.53
Q87691-16-20RW	1"	32	20	91.5	82	47.6	9.53
Q87691-20-16RW	1.1/4"	25	16	74	90	54	10.29
Q87691-20-20RW	1.1/4"	32	20	91.5	90	54	10.29
Q87691-24-20RW	1.1/2"	32	20	91.5	104	63.5	12.57
Q87691-24-24RW	1.1/2"	38	24	108	104	63.5	12.57
Q87691-32-24RW	2"	38	24	108	138	79.4	12.57
Q87691-32-32RW	2"	51	32	133.8	138	79.4	12.57

注：1、表中代号用于编织软管。2、如需用于缠绕软管代号改为Q87692-XX-XXRW。 Note:1.For use with braided hoses. 2.If use with spiral hoses,hose fitting series number is Q87692-XX-XXRW.

Q10411

公制外螺纹24°内锥面轻系列  
Metric Male 24° Cone Sest L.T.ISO 12151-2 -DIN3861

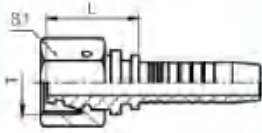


代号 PART NO.	螺纹T	软管 HOSE BORE		管子外径	尺寸 DIMENSIONS		
	THREAD T	公称内径DN	标号 DASH	TUBE O.D	L	D	S1
Q 10411-12-04	M12X1.5	6	04	6	20.5	6	14
Q 10411-14-04	M14X1.5	6	04	8	20.5	8	17
Q 10411-14-05	M14X1.5	8	05	8	21.5	8	17
Q 10411-16-04	M16X1.5	6	04	10	22.5	10	17
Q 10411-16-05	M16X1.5	8	05	10	22.5	10	17
Q 10411-16-06	M16X1.5	10	06	10	23.5	10	17
Q 10411-18-05	M18X1.5	8	05	12	23.5	12	19
Q 10411-18-06	M18X1.5	10	06	12	23.5	12	19
Q 10411-22-06	M22X1.5	10	06	15	24.5	15	24
Q 10411-22-08	M22X1.5	13	08	15	25	15	24
Q 10411-26-08	M26X1.5	13	08	18	26.5	18	27
Q 10411-26-10	M26X1.5	16	10	18	27	18	27
Q 10411-30-10	M30X2	16	10	22	30	22	32
Q 10411-30-12	M30X2	19	12	22	30	22	32
Q 10411-36-16	M36X2	25	16	28	33	28	41
Q 10411-45-20	M45X2	32	20	35	38	35	46
Q 10411-52-24	M52X2	38	24	42	38.5	42	55

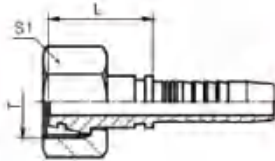
注：1、表中代号用于编织软管。2、如需用于缠绕软管代号改为Q10412-XX-XX。 Note: 1. For use with braided hoses. 2. If use with spiral hoses, hose fitting series number is Q10412-XX-XX.



## Q20411-W



## Q20411-T

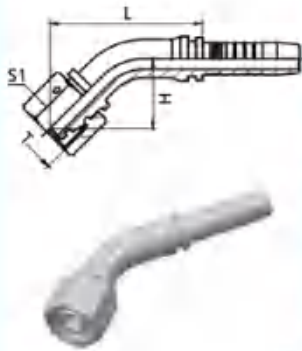
公制外螺纹24°锥带O型轻系列  
Metric Female 24° Cone O-Ring L.T. ISO 12151-2-DIN3865

代号 PART NO.	螺纹 T THREAD T	软管 HOSE BORE		管子外径 TUBE O.D	尺寸 DIMENSIONS		
		公称内径 DN	标号 DASH		L	H	S1
Q20411-12-04W	M12X1.5	6	04	6	39.8	16	14
Q20411-14-04T	M14X1.5	6	04	8	39.8	16	17
Q20411-14-05W	M14X1.5	8	05	8	40.7	17	17
Q20411-14-06W	M14X1.5	10	06	8	44.5	18.5	17
Q20411-16-04T	M16X1.5	6	04	10	40.8	17	19
Q20411-16-05T	M16X1.5	8	05	10	40.7	17	19
Q20411-16-06W	M16X1.5	10	06	10	44.5	18.5	19
Q20411-18-05T	M18X1.5	8	05	12	42.2	18.5	22
Q20411-18-06T	M18X1.5	10	06	12	44.5	18.5	22
Q20411-18-08W	M18X1.5	13	08	12	50.8	19.5	22
Q20411-22-08T	M22X1.5	13	08	15	50.8	19.5	27
Q20411-22-10W	M22X1.5	16	10	15	62.7	23.5	27
Q20411-26-10T	M26X1.5	16	10	18	62.7	23.5	32
Q20411-26-12W	M26X1.5	19	12	18	68.2	25.5	32
Q20411-30-10T	M30X2	16	10	22	64.7	25.5	36
Q20411-30-12T	M30X2	19	12	22	68.2	25.5	36
Q20411-30-16W	M30X2	25	16	22	81.4	32	36
Q20411-36-12T	M36X2	19	12	28	74.7	32	41
Q20411-36-14T	M36X2	22	14	28	79.5	34	41
Q20411-36-16T	M36X2	25	16	28	81.4	32	41
Q20411-36-20W	M36X2	32	20	28	98.8	38	41
Q20411-45-16T	M45X2	25	16	35	87.4	38	50
Q20411-45-20T	M45X2	32	20	35	98.8	38	50
Q20411-45-24W	M45X2	38	24	35	115.6	44.5	50
Q20411-52-20T	M52X2	32	20	42	105.3	44.5	60
Q20411-52-24T	M52X2	38	24	42	115.6	44.5	60
Q20411-52-32W	M52X2	51	32	42	137.6	57.6	60

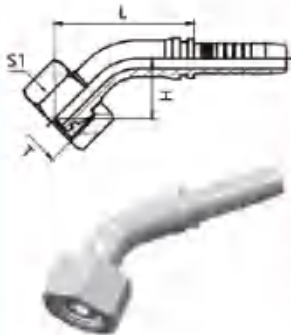
注：1、表中代号用于编织软管。2、如需用于缠绕软管代号改为Q20412-XX-XX。 Note:1.For use with braided hoses. 2.If use with spiral hoses,hose fitting series number is Q20412-XX-XX.

Q20441-W

45°弯公制内螺纹24°锥带O型轻系列  
45° Metric Female 24° Cone O-Ring L.T.ISO 12151-2-DIN3865



Q20441-T

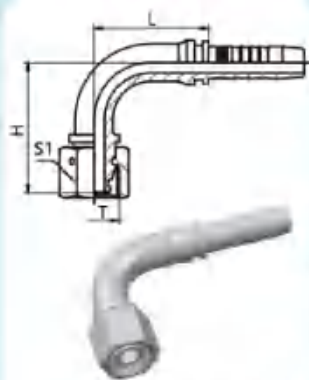


代号 PART NO.	螺纹T	软管 HOSE BORE		管子外径	尺寸 DIMENSIONS		
	THREAD T	公称内径DN	标号 DASH	TUBE O.D	L	H	S1
Q20441-12-04W	M12X1.5	6	04	6	47	25	14
Q20441-14-04T	M14X1.5	6	04	8	39	17	17
Q20441-14-05W	M14X1.5	8	05	8	42.5	19	17
Q20441-14-06W	M14X1.5	10	06	8	45	19	17
Q20441-16-04T	M16X1.5	6	04	10	39	19	19
Q20441-16-05T	M16X1.5	8	05	10	45	21.5	19
Q20441-16-06W	M16X1.5	10	06	10	54.6	28.6	19
Q20441-18-05T	M18X1.5	8	05	12	46	22	22
Q20441-18-06T	M18X1.5	10	06	12	48	22.2	22
Q20441-18-08W	M18X1.5	13	08	12	54	21.5	22
Q20441-22-08T	M22X1.5	13	08	15	57	25	27
Q20441-22-10W	M22X1.5	16	10	15	73	33.7	27
Q20441-26-10T	M26X1.5	16	10	18	68.5	29	32
Q20441-26-12W	M26X1.5	19	12	18	81	38.5	32
Q20441-30-10T	M30X2	16	10	22	68	28.5	36
Q20441-30-12T	M30X2	19	12	22	74	31.5	36
Q20441-30-16W	M30X2	25	16	22	89.5	36.5	36
Q20441-36-12T	M36X2	19	12	28	76.5	33.7	41
Q20441-36-14T	M36X2	22	14	28	79.5	34	41
Q20441-36-16T	M36X2	25	16	28	88	35	41
Q20441-36-20W	M36X2	32	20	28	102	41.5	41
Q20441-45-16T	M45X2	25	16	35	88	35	50
Q20441-45-20T	M45X2	32	20	35	99.8	39.1	50
Q20441-45-24W	M45X2	38	24	35	113.5	44.5	50
Q20441-52-20T	M52X2	32	20	42	100	39.1	60
Q20441-52-24T	M52X2	38	24	42	115	45.3	60
Q20441-52-32W	M52X2	51	32	42	132.5	51.5	60

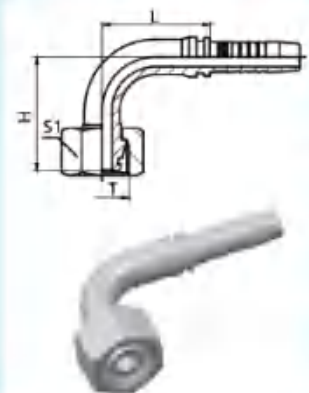
注：1、表中代号用于编织软管。2、如需用于缠绕软管代号改为Q20442-XX-XX。 Note: 1.For use with braided hoses. 2.If use with spiral hoses,hose fitting series number is Q20442-XX-XX.



Q20491-W



Q20491-T



90°弯公制外螺纹24°锥带O型轻系列

90° Metric Female 24° Cone O-Ring L.T.ISO 12151-2-DIN3865

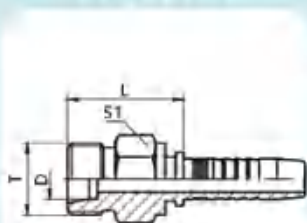
代号 PART NO.	螺纹T THREAD T	软管 HOSE BORE		管子外径 TUBE O.D	尺寸 DIMENSIONS		
		公称内径DN	标号 DASH		L	H	S1
Q20491-12-04W	M12X1.5	6	04	6	32	30.5	14
Q20491-14-04T	M14X1.5	6	04	8	32	30.5	17
Q20491-14-05W	M14X1.5	8	05	8	32.5	33	17
Q20491-14-06W	M14X1.5	10	06	8	36.5	36	17
Q20491-16-04T	M16X1.5	6	04	10	32	33	19
Q20491-16-05T	M16X1.5	8	05	10	32.5	33	19
Q20491-16-06W	M16X1.5	10	06	10	36.5	36	19
Q20491-18-05T	M18X1.5	8	05	12	32.5	36	22
Q20491-18-06T	M18X1.5	10	06	12	36.5	36	22
Q20491-18-08W	M18X1.5	13	08	12	44.5	40.5	22
Q20491-22-08T	M22X1.5	13	08	15	44.5	40.5	27
Q20491-22-10W	M22X1.5	16	10	15	55	51.5	27
Q20491-26-10T	M26X1.5	16	10	18	55	51.5	32
Q20491-26-12W	M26X1.5	19	12	18	62	56	32
Q20491-30-10T	M30X2	16	10	22	55	56	36
Q20491-30-12T	M30X2	19	12	22	62	56	36
Q20491-30-16W	M30X2	25	16	22	74	68.5	36
Q20491-36-12T	M36X2	19	12	28	62	68.5	41
Q20491-36-16T	M36X2	25	16	28	74	68.5	41
Q20491-36-20W	M36X2	32	20	28	91.5	78.5	41
Q20491-45-16T	M45X2	25	16	35	74	78.5	50
Q20491-45-20T	M45X2	32	20	35	91.5	78.5	50
Q20491-45-24W	M45X2	38	24	35	108	95	50
Q20491-52-20T	M52X2	32	20	42	91.5	78.5	60
Q20491-52-24T	M52X2	38	24	42	108	95	60
Q20491-52-32W	M52X2	51	32	42	133.8	130.5	60

注：1、表中代号用于编织软管。2、如需用于缠绕软管代号改为Q20492-XX-XX。 Note:1.For use with braided hoses. 2.If use with spiral hoses,hose fitting series number is Q20492-XX-XX.

### Q10511

公制外螺纹24°内锥面重系列

Metric Male 24° Cone H.T.ISO 84341-2-DIN3861



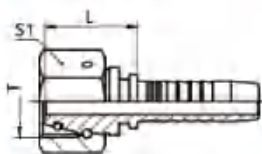
代号 PART NO.	螺纹T THREAD T	软管 HOSE BORE		管子外径 TUBE O.D	尺寸 DIMENSIONS		
		公称内径DN	标号 DASH		L	D	S1
Q10511-14-04	M14X1.5	6	04	6	24	6	14
Q10511-16-04	M16X1.5	6	04	8	26.5	8	17
Q10511-18-04	M18X1.5	6	04	10	26.5	10	19
Q10511-18-06	M18X1.5	10	06	10	27	10	19
Q10511-20-05	M20X1.5	8	05	12	28	12	22
Q10511-20-06	M20X1.5	10	06	12	28	12	22
Q10511-22-06	M22X1.5	10	06	14	28.5	14	24
Q10511-24-08	M24X1.5	13	08	16	32	16	27
Q10511-30-10	M30X2	16	10	20	36	20	32
Q10511-30-12	M30X2	19	12	20	36	20	32
Q10511-36-12	M36X2	19	12	25	40	25	41
Q10511-36-16	M36X2	25	16	25	41	25	41
Q10511-42-16	M42X2	25	16	30	43	30	46
Q10511-52-20	M52X2	32	20	38	48	38	55

注：1、表中代号用于编织软管。2、如需用于缠绕软管代号改为Q10512-XX-XX。 Note:1.For use with braided hoses. 2.If use with spiral hoses,hose fitting series number is Q10512-XX-XX.

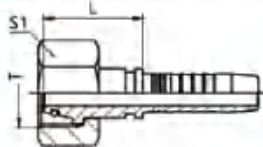
### Q20511-W

公制内螺纹24°锥带O型圈重系列

Metric Female 24° Cone O-Ring H.T. ISO 12151-2-DIN3865



### Q20511-T

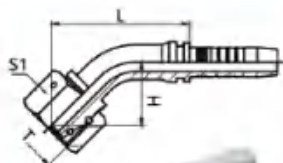


代号 PART NO.	螺纹T THREAD T	软管 HOSE BORE		管子外径 TUBE O.D	尺寸 DIMENSIONS		
		公称内径DN	标号 DASH		L	D	S1
Q 20511-14-04T	M14X1.5	6	04	6	23.5		17
Q 20511-16-04T	M16X1.5	6	04	8	24		19
Q 20511-16-05T	M16X1.5	8	05	8	24		19
Q 20511-18-04T	M18X1.5	6	04	10	25		22
Q 20511-18-05T	M18X1.5	8	05	10	25		22
Q 20511-18-06T	M18X1.5	10	06	10	25		22
Q 20511-20-06T	M20X1.5	10	06	12	28.5		24
Q 20511-20-08W	M20X1.5	13	08	12	29		24
Q 20511-22-06T	M22X1.5	10	06	14	25.5		27
Q 20511-24-06T	M24X1.5	10	06	16	29.5		30
Q 20511-24-08T	M24X1.5	13	08	16	30		30
Q 20511-30-10T	M30X2	16	10	20	34		36
Q 20511-30-12T	M30X2	19	12	20	35		36
Q 20511-36-12T	M36X2	19	12	25	32		46
Q 20511-36-16T	M36X2	25	16	25	35.5		46
Q 20511-42-12T	M42X2	19	12	30	35		50
Q 20511-42-16T	M42X2	25	16	30	36		50
Q 20511-42-20W	M42X2	32	20	30	34.5		50
Q 20511-52-20T	M52X2	32	20	38	36		60
Q 20511-52-24T	M52X2	38	24	38	36		60

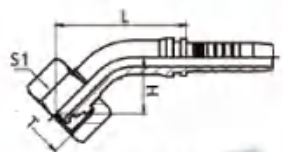
注：1、表中代号用于编织软管。2、如需用于缠绕软管代号改为Q20512-XX-XX。 Note:1.For use with braided hoses. 2.If use with spiral hoses,hose fitting series number is Q20512-XX-XX.



## Q20541-W



## Q20541-T



45°公制内螺纹24°锥带O型圈重系列  
45° Metric Female 24° Cone O-Ring H.T. ISO 12151-2-DIN3865

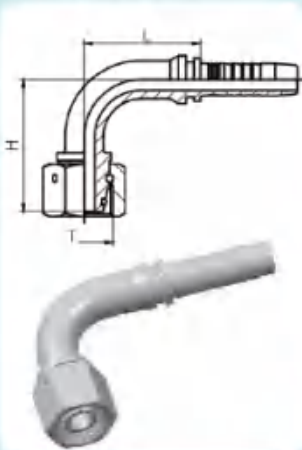
代号 PART NO.	螺纹T THREAD T	软管 HOSE BORE		管子外径 TUBE O.D	尺寸 DIMENSIONS		
		公称内径DN	标号 DASH		L	H	S1
Q 20541-14-04T	M14X1.5	6	04	6	40.8	17	17
Q 20541-16-04T	M16X1.5	6	04	8	40.8	17	19
Q 20541-16-05T	M16X1.5	8	05	8	41.7	18	19
Q 20541-18-04T	M18X1.5	6	04	10	40.8	17	22
Q 20541-18-05T	M18X1.5	8	05	10	41.7	18	22
Q 20541-18-06T	M18X1.5	10	06	10	44.5	18.5	22
Q 20541-20-06T	M20X1.5	10	06	12	44.5	18.5	24
Q 20541-20-08W	M20X1.5	13	08	12	52.3	21	24
Q 20541-22-06T	M22X1.5	10	06	14	48.9	22.9	27
Q 20541-24-06T	M24X1.5	10	06	16	44.5	18.5	30
Q 20541-24-08T	M24X1.5	13	08	16	52.3	21	30
Q 20541-30-10T	M30X2	16	10	20	64.2	25	36
Q 20541-30-12T	M30X2	19	12	20	73.2	30.5	36
Q 20541-36-12T	M36X2	19	12	25	73.2	30.5	46
Q 20541-36-16T	M36X2	25	16	25	84.9	35.5	46
Q 20541-42-12T	M42X2	19	12	30	78.2	35.5	50
Q 20541-42-16T	M42X2	25	16	30	84.9	35.5	50
Q 20541-42-20W	M42X2	32	20	30	102.75	42	50
Q 20541-52-20T	M52X2	32	20	38	102.75	42	60
Q 20541-52-24T	M52X2	38	24	38	115.7	44.6	60

注：1、表中代号用于编织软管。2、如需用于缠绕软管代号改为Q20542-XX-XX。 Note:1.For use with braided hoses. 2.If use with spiral hoses,hose fitting series number is Q20542-XX-XX.

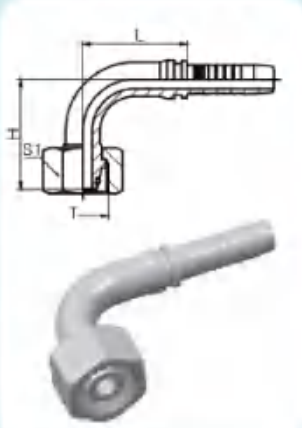
90°公制内螺纹24°锥带O型圈重系列

90°Metric Female 24°Cone O-Ring H.T. ISO 12151-2-DIN3865

Q20591-W



Q20591-T



代号 PART NO.	螺纹T THREAD T	软管 HOSE BORE		管子外径 TUBE O.D	尺寸 DIMENSIONS		
		公称内径DN	标号 DASH		L	H	S1
Q20591-14-04T	M14X1.5	6	04	6	32	32	17
Q20591-16-04T	M16X1.5	6	04	8	32	32	19
Q20591-16-05T	M16X1.5	8	05	8	32.5	34	19
Q20591-18-04T	M18X1.5	6	04	10	32	32	22
Q20591-18-05T	M18X1.5	8	05	10	32.5	34	22
Q20591-18-06T	M18X1.5	10	06	10	36.5	35.5	22
Q20591-20-06T	M20X1.5	10	06	12	36.5	35.5	24
Q20591-20-08W	M20X1.5	13	08	12	44.5	43	24
Q20591-22-06T	M22X1.5	10	06	14	36.5	43	27
Q20591-24-06T	M24X1.5	10	06	16	44.5	43	30
Q20591-24-08T	M24X1.5	13	08	16	44.5	43	30
Q20591-30-10T	M30X2	16	10	20	55	49.5	36
Q20591-30-12T	M30X2	19	12	20	62	59	36
Q20591-36-12T	M36X2	19	12	25	62	59	46
Q20591-36-16T	M36X2	25	16	25	74	70	46
Q20591-42-12T	M42X2	19	12	30	74	70	50
Q20591-42-16T	M42X2	25	16	30	74	70	50
Q20591-42-20W	M42X2	32	20	30	91.5	87	50
Q20591-52-20T	M52X2	32	20	38	91.5	87	60
Q20591-52-24T	M52X2	38	24	38	108	100	60

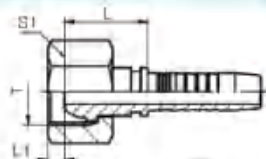
注：1、表中代号用于编织软管。2、如需用于缠绕软管代号改为Q20592-XX-XX。 Note:1.For use with braided hoses. 2.If use with spiral hoses,hose fitting series number is Q20592-XX-XX.



## Q20111

公制内螺纹球面  
Metric Female Multiseal

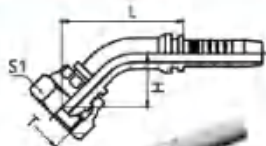
## Q20111-T



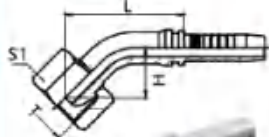
代号 PART NO.	螺纹T THREAD T	软管 HOSE BORE		尺寸 DIMENSIONS		
		公称内径DN	标号 DASH	L		S1
Q20111-12-04	M12X1.5	6	04	19.5		17
Q20111-12-05	M12X1.5	8	05	19.5		17
Q20111-14-04T	M14X1.5	6	04	19.5		17
Q20111-14-05	M14X1.5	8	05	19.5		19
Q20111-16-04T	M16X1.5	6	04	20		19
Q20111-16-05T	M16X1.5	8	05	20		19
Q20111-18-06T	M18X1.5	10	06	20.5		22
Q20111-18-08	M18X1.5	13	08	22		24
Q20111-22-08T	M22X1.5	13	08	22.8		27
Q20111-24-10	M24X1.5	16	10	25.5		30
Q20111-27-10T	M27X1.5	16	10	23.5		32
Q20111-30-12T	M30X1.5	19	12	24.5		36
Q20111-39-16T	M39X2	25	16	29.5		46
Q20111-45-20T	M45X2	32	20	31.5		55
Q20111-52-24T	M52X2	38	24	33		60

注：1、表中代号用于编织软管。2、如需用于缠绕软管代号改为Q20112-XX-XX。 Note:1.For use with braided hoses. 2.If use with spiral hoses,hose fitting series number is Q 20112-XX-XX.

## Q20141

45°弯 公制内螺纹球面  
45° Metric Female Multiseal

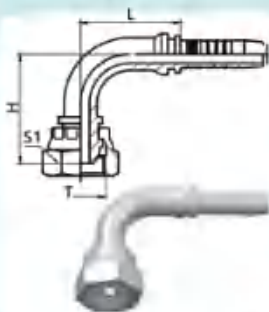
## Q20141-T



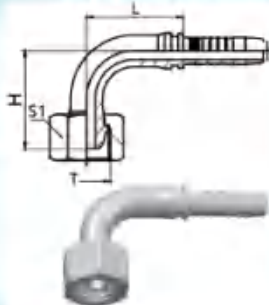
代号 PART NO.	螺纹T THREAD T	软管 HOSE BORE		尺寸 DIMENSIONS		
		公称内径DN	标号 DASH	L	H	S1
Q20141-12-04	M12X1.5	6	04	39.5	16.5	17
Q20141-14-04T	M14X1.5	6	04	43	18.3	17
Q20141-14-05	M14X1.5	8	05	45.5	22.2	19
Q20141-16-04T	M16X1.5	6	04	42.5	21.4	19
Q20141-16-05T	M16X1.5	8	05	44.5	19.5	19
Q20141-16-06	M16X1.5	10	06	50	24	22
Q20141-18-06T	M18X1.5	10	06	50	24	22
Q20141-18-08	M18X1.5	13	08	58.5	28.8	24
Q20141-22-08T	M22X1.5	13	08	60	27.2	27
Q20141-24-10	M24X1.5	16	10	67	27	30
Q20141-27-10T	M27X1.5	16	10	69	29.6	32
Q20141-30-12T	M30X1.5	19	12	76.5	33.7	36
Q20141-39-16T	M39X2	25	16	86	33.6	46
Q20141-45-20T	M45X2	32	20	99	38.4	55
Q20141-52-24T	M52X2	38	24	114	44.6	60

注：1、表中代号用于编织软管。2、如需用于缠绕软管代号改为Q20142-XX-XX。 Note:1.For use with braided hoses. 2.If use with spiral hoses,hose fitting series number is Q20142-XX-XX.

### Q20191



### Q20191-T

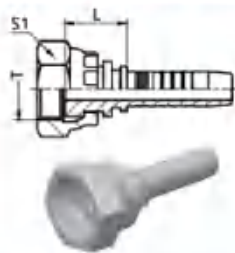


#### 90°弯公制内螺纹球面 90°Metric Female Multiseal

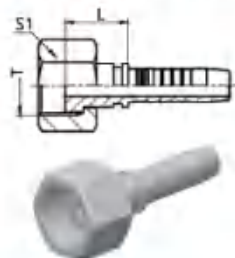
代号 PART NO.	螺纹T THREAD T	软管 HOSE BORE		尺寸 DIMENSIONS		
		公称内径DN	标号 DASH	L	H	S1
Q20191-12-04	M12X1.5	6	04	30	32	17
Q20191-14-04T	M14X1.5	6	04	32	35.5	17
Q20191-14-05	M14X1.5	8	05	33	40.5	19
Q20191-16-04T	M16X1.5	6	04	32	34.5	19
Q20191-16-05T	M16X1.5	8	05	33	41	19
Q20191-16-06	M16X1.5	10	06	36.5	43	22
Q20191-18-06T	M18X1.5	10	06	36.5	44.5	22
Q20191-18-08	M18X1.5	13	08	43.5	50	24
Q20191-22-08T	M22X1.5	13	08	43.5	52	27
Q20191-24-10	M24X1.5	16	10	55	56.5	30
Q20191-27-10T	M27X1.5	16	10	55	54	32
Q20191-30-12T	M30X1.5	19	12	64	67	36
Q20191-39-16T	M39X2	25	16	74	72	46
Q20191-45-20T	M45X2	32	20	91.5	85	55
Q20191-52-24T	M52X2	38	24	109	100	60

注：1、表中代号用于编织软管。2、如需用于缠绕软管代号改为Q20192-XX-XX。 Note:1.For use with braided hoses. 2.If use with spiral hoses,hose fitting series number is Q20192-XX-XX.

### Q20211



### Q20211-T



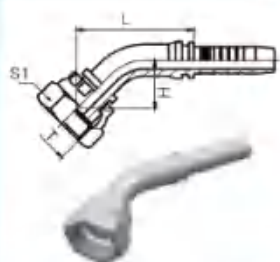
#### 公制内螺纹平面 Metric Female Flat Seat REF.GB/T 9065.3

代号 PART NO.	螺纹T THREAD T	软管 HOSE BORE		尺寸 DIMENSIONS		
		公称内径DN	标号 DASH	L	H	S1
Q20211-14-04T	M14X1.5	6	04	15.5		17
Q20211-14-05	M14X1.5	8	05	15.5		19
Q20211-16-05T	M16X1.5	8	05	16.5		19
Q20211-16-06	M16X1.5	10	06	16.5		22
Q20211-18-06T	M18X1.5	10	06	17.5		22
Q20211-22-08T	M22X1.5	13	08	18.5		27
Q20211-27-10T	M27X1.5	16	10	22		32
Q20211-30-12T	M30X1.5	19	12	21		36
Q20211-36-12T	M36X2	19	12	21		41
Q20211-39-16T	M39X2	25	16	23.5		46
Q20211-45-20T	M45X2	32	20	24.5		55
Q20211-52-24T	M52X2	38	24	25		60
Q20211-60-28T	M60X2	45	28	26		70
Q20211-64-32T	M64X2	51	32	27		75

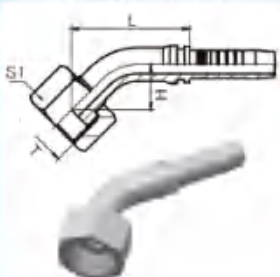
注：1、表中代号用于编织软管。2、如需用于缠绕软管代号改为Q20212-XX-XX。 Note:1.For use with braided hoses. 2.If use with spiral hoses,hose fitting series number is Q20212-XX-XX.



## Q20241



## Q20241-T

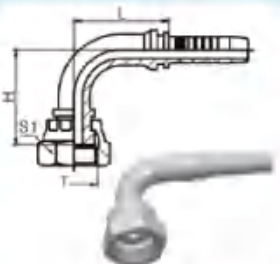


45°弯公制内螺纹平面  
45°Metric Female Flat Seat  
REF. GB/T 9065.3

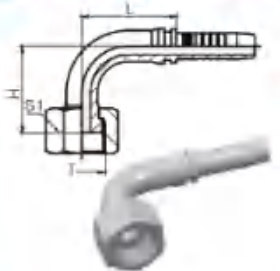
代号 PART NO.	螺纹T THREAD T	软管 HOSE BORE		尺寸 DIMENSIONS		
		公称内径DN	标号 DASH	L	H	S1
Q20241-14-04T	M14X1.5	6	04	37	13.5	17
Q20241-14-05	M14X1.5	8	05	41	17.5	19
Q20241-16-05T	M16X1.5	8	05	42	18.5	19
Q20241-16-06	M16X1.5	10	06	45	19	22
Q20241-18-06T	M18X1.5	10	06	46	20	22
Q20241-22-08T	M22X1.5	13	08	53	21.5	27
Q20241-27-10T	M27X1.5	16	10	65	25.5	32
Q20241-30-12T	M30X1.5	19	12	70	27.5	36
Q20241-39-16T	M39X2	25	16	84	29.7	46
Q20241-45-20T	M45X2	32	20	94.5	34	55
Q20241-52-24T	M52X2	38	24	110	41	60
Q20241-60-28T	M60X2	45	28	118.5	43.6	70
Q20241-64-32T	M64X2	51	32	128	45.5	75

注：1、表中代号用于编织软管。2、如需用于缠绕软管代号改为Q20242-XX-XX。 Note:1.For use with braided hoses. 2.If use with spiral hoses,hose fitting series number is Q20242-XX-XX.

## Q20291



## Q20291-T



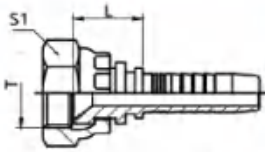
90°弯公制内螺纹平面  
90°Metric Female Flat Seat  
REF.GB/T 9065.3

代号 PART NO.	螺纹T THREAD T	软管 HOSE BORE		尺寸 DIMENSIONS		
		公称内径DN	标号 DASH	L	H	S1
Q20291-14-04T	M14X1.5	6	04	32	28.5	17
Q20291-14-05	M14X1.5	8	05	33	33.5	19
Q20291-16-05T	M16X1.5	8	05	32.5	35	19
Q20291-16-06	M16X1.5	10	06	36.5	37	22
Q20291-18-06T	M18X1.5	10	06	36.5	39	22
Q20291-22-08T	M22X1.5	13	08	43.5	43.5	27
Q20291-27-10T	M27X1.5	16	10	55	52	32
Q20291-30-12T	M30X1.5	19	12	63	58	36
Q20291-39-16T	M39X2	25	16	74	68.5	46
Q20291-45-20T	M45X2	32	20	91.5	78.5	55
Q20291-52-24T	M52X2	38	24	109	92	60
Q20291-64-32T	M64X2	51	32	129	113.3	75

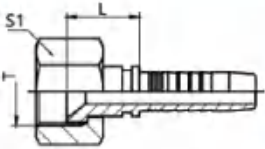
注：1、表中代号用于编织软管。2、如需用于缠绕软管代号改为Q20292-XX-XX。 Note:1.For use with braided hoses. 2.If use with spiral hoses,hose fitting series number is Q20292-XX-XX.

Q20711

国标公制内螺纹74°内锥面  
GB Metric Female 74° Cone Seat  
REF.GB/T 9065.1



Q20711-T

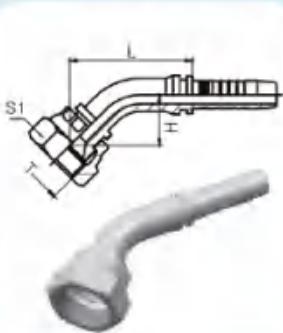


代号 PART NO.	螺纹 T THREAD T	软管 HOSE BORE		尺寸 DIMENSIONS		
		公称内径 DN	标号 DASH	L		S1
Q20711-12-04	M12X1.5	6	04	14.5		17
Q20711-14-04T	M14X1.5	6	04	15.5		17
Q20711-14-05	M14X1.5	8	05	15.5		19
Q20711-14-06	M14X1.5	10	06	15.5		19
Q20711-16-04T	M16X1.5	6	04	16.5		19
Q20711-16-05T	M16X1.5	8	05	16.5		19
Q20711-16-06	M16X1.5	10	06	16.5		22
Q20711-18-05T	M18X1.5	8	05	18.5		22
Q20711-18-06T	M18X1.5	10	06	17.5		22
Q20711-20-06T	M20X1.5	10	06	16		24
Q20711-22-08T	M22X1.5	13	08	18.5		27
Q20711-27-08T	M27X1.5	13	08	20.5		32
QS20711-27-10T	M27X1.5	16	10	21.5		32
QS20711-30-10T	M30X1.5	16	10	21.5		36
QS20711-30-12T	M30X1.5	19	12	21.5		36
QS20711-33-12T	M33X2	19	12	22		41
QS20711-36-12T	M36X2	19	12	21		41
QS20711-36-14T	M36X2	22	14	21		41
QS20711-36-16T	M36X2	25	16	22		41
QS20711-39-16T	M39X2	25	16	23.5		46
QS20711-42-16T	M42X2	25	16	23.5		50
QS20711-45-20T	M45X2	32	20	25		55
QS20711-52-24T	M52X2	38	24	25		60

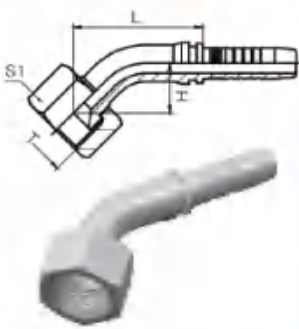
注：1、表中代号用于编织软管。2、如需用于缠绕软管代号改为Q20712-XX-XX。 Note:1.For use with braided hoses. 2.If use with spiral hoses,hose fitting series number is Q20712-XX-XX.



## Q20741

45°国标公制内螺纹74°内锥面  
45°GB Metric Female 74°Cone Seat  
REF.GB/T 9065.1

## Q20741-T

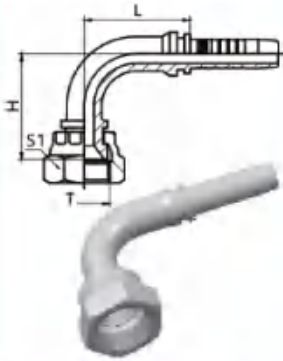


代号 PART NO.	螺纹T THREAD T	软管 HOSE BORE		尺寸 DIMENSIONS		
		公称内径DN	标号 DASH	L	H	S1
Q20741-12-04	M12X1.5	6	04	38	15	17
Q20741-14-04T	M14X1.5	6	04	39	16	17
Q20741-14-05	M14X1.5	8	05	43.5	19.5	19
Q20741-14-06	M14X1.5	10	06	46	20	19
Q20741-16-04T	M16X1.5	6	04	39	15.5	19
Q20741-16-05T	M16X1.5	8	05	42.5	19	19
Q20741-16-06	M16X1.5	10	06	46.5	20.5	22
Q20741-18-05T	M18X1.5	8	05	44.5	21	22
Q20741-18-06T	M18X1.5	10	06	47	23	22
Q20741-22-08T	M22X1.5	13	08	56.2	23.7	27
Q20741-27-08T	M27X1.5	13	08	55	22.5	32
Q20741-27-10T	M27X1.5	16	10	63.5	24	32
Q20741-30-10T	M30X1.5	16	10	67	27	36
Q20741-30-12T	M30X1.5	19	12	72.8	30.2	36
Q20741-33-12T	M33X2	19	12	72	29.5	41
Q20741-36-12T	M36X2	19	12	69.5	26.5	41
Q20741-36-14T	M36X2	22	14	74	28.4	41
Q20741-36-16T	M36X2	25	16	81	28	41
Q20741-39-16T	M39X2	25	16	82	29.4	46
Q20741-45-20T	M45X2	32	20	94.5	33.8	55
Q20741-52-24T	M52X2	38	24	108	39	60

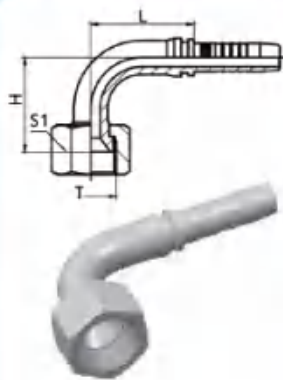
注：1、表中代号用于编织软管。2、如需用于缠绕软管代号改为Q20742-XX-XX。 Note:1.For use with braided hoses. 2.If use with spiral hoses,hose fitting series number is Q20742-XX-XX.

90°国标公制内螺纹74°内锥面  
90°GB Metric Female 74°Cone Seat  
REF.GB/T 9065.1

Q20791



Q20791-T



代号 PART NO.	螺纹 T THREAD T	软管 HOSE BORE		尺寸 DIMENSIONS		
		公称内径 DN	标号 DASH	L	H	S1
Q20791-12-04	M12X1.5	6	04	32	30	17
Q20791-14-04T	M14X1.5	6	04	30	30	17
Q20791-14-05	M14X1.5	8	05	33	37	19
Q20791-14-06	M14X1.5	10	06	36.5	38.5	19
Q20791-16-04T	M16X1.5	6	04	32	32.5	19
Q20791-16-05T	M16X1.5	8	05	33	36	19
Q20791-16-06	M16X1.5	10	06	36.5	39.5	22
Q20791-18-05T	M18X1.5	8	05	33	38.5	22
Q20791-18-06T	M18X1.5	10	06	36.5	40.5	22
Q20791-22-08T	M22X1.5	13	08	43.5	46.5	27
Q20791-27-08T	M27X1.5	13	08	43.5	48.5	32
Q20791-27-10T	M27X1.5	16	10	55	53	32
Q20791-30-10T	M30X1.5	16	10	55	54	36
Q20791-30-12T	M30X1.5	19	12	64	62	36
Q20791-33-12T	M33X2	19	12	64	61	41
Q20791-36-12T	M36X2	19	12	64	57	41
Q20791-36-14T	M36X2	22	14	68.5	63	41
Q20791-36-16T	M36X2	25	16	74	64	41
Q20791-39-16T	M39X2	25	16	74	66	46
Q20791-45-20T	M45X2	32	20	91.5	78.5	55
Q20791-52-24T	M52X2	38	24	109	92	60

注：1、表中代号用于编织软管。2、如需用于缠绕软管代号改为Q20792-XX-XX。 Note:1.For use with braided hoses. 2.If use with spiral hoses,hose fitting series number is Q20792-XX-XX.



## Q50011

卡套式直管

Metric Standpipe Straight

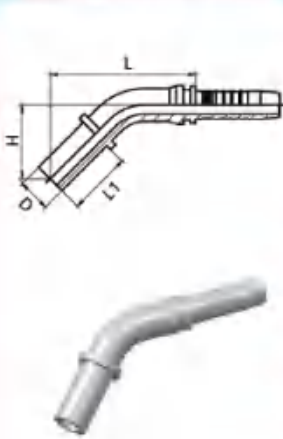


代号 PART NO.	管子外径 TUBE O.D	软管 HOSE BORE		尺寸 DIMENSIONS			备注 NOTE
		公称内径DN	标号 DASH	L	D	L1	
Q50011-06L-04	6	6	04	29.5	6	22	轻系列 (L)
Q50011-10L-05	10	8	05	31	10	23	
Q50011-10L-06	10	10	06	33.5	10	23	
Q50011-12L-06	12	10	06	32	12	25	
Q50011-12L-08	12	13	08	32.5	12	25	
Q50011-15-08	15	13	08	35.5	15	25	
Q50011-18-10	18	16	10	35	18	26	
Q50011-22-10	22	16	10	38	22	28	
Q50011-22-12	22	19	12	38	22	28	
Q50011-22-16	22	25	16	39	22	28	
Q50011-28-16	28	25	16	41	28	30	
Q50011-35-20	35	32	20	56	35	36	
Q50011-42-24	42	38	24	62	42	40	
Q50011-08S-04	8	6	04	31	8	24	
Q50011-08S-05	8	8	05	31	8	24	
Q50011-08S-06	8	10	06	31	8	24	
Q50011-10S-04	10	6	04	35	10	23	
Q50011-12S-04	12	6	04	33	12	25	
Q50011-12S-05	12	8	05	33	12	25	
Q50011-14-05	14	8	05	39.5	14	29	
Q50011-14-06	14	10	06	39.5	14	29	
Q50011-14-08	14	13	08	40	14	29	
Q50011-16-08	16	13	08	41	16	30	
Q50011-16-10	16	16	10	42	16	30	
Q50011-20-10	20	16	10	52.5	20	36	
Q50011-20-12	20	19	12	52.5	20	36	
Q50011-25-12	25	19	12	56	25	40	
Q50011-25-16	25	25	16	57	25	40	
Q50011-30-16	30	25	16	63	30	44	
Q50011-30-20	30	32	20	64	30	44	
Q50011-38-16	38	25	16	69	38	50	
Q50011-38-20	38	32	20	70	38	50	

注：1、表中代号用于编织软管。2、如需用于缠绕软管代号改为Q50012-XX-XX。 Note: 1. For use with braided hoses. 2. If use with spiral hoses, hose fitting series number is Q50012-XX-XX.

Q50041

45°弯公制卡套式直管  
45°Metric Standpipe Straight



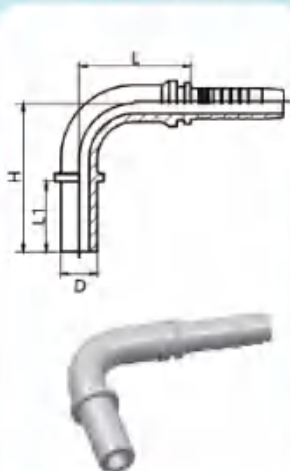
代号 PART NO.	管子外径 TUBE O.D	软管 HOSE BORE		尺寸 DIMENSIONS				备注 NOTE	
		公称内径DN	标号 DASH	L	H	D	L1		
Q50041-06L-04	6	6	04	52	30	6	22	轻系列 (L)	
Q50041-10L-05	10	8	05	54	30.5	10	23		
Q50041-10L-06	10	10	06	56	31	10	23		
Q50041-12L-06	12	10	06	58.5	34	12	25		
Q50041-12L-08	12	13	08	73	37	12	25		
Q50041-15-08	15	13	08	71	35.5	15	25		
Q50041-18-10	18	16	10	85	39.5	18	26		
Q50041-22-10	22	16	10	87	42	22	28		
Q50041-22-12	22	19	12	93.5	45.5	22	28		
Q50041-22-16	22	25	16	101	46.5	22	28		
Q50041-28-16	28	25	16	104	49.5	28	30		
Q50041-35-20	35	32	20	119	57.5	35	36		
Q50041-08S-04	8	6	04	54	30	8	24		重系列 (S)
Q50041-08S-05	8	8	05	56	32	8	24		
Q50041-08S-06	8	10	06	58	33	8	24		
Q50041-10S-04	10	6	04	54	31	10	23		
Q50041-12S-04	12	6	04	57	35	12	25		
Q50041-12S-05	12	8	05	59	35.5	12	25		
Q50041-14-05	14	8	05	61	37	14	29		
Q50041-14-06	14	10	06	62	37.5	14	29		
Q50041-14-08	14	13	08	74	38.5	14	29		
Q50041-16-08	16	13	08	77	41.5	16	30		
Q50041-16-10	16	16	10	88	43	16	30		
Q50041-20-10	20	16	10	93	48	20	36		
Q50041-20-12	20	19	12	101	52.5	20	36		
Q50041-25-12	25	19	12	102	54	25	40		
Q50041-25-16	25	25	16	110	55	25	40		
Q50041-30-16	30	25	16	114	59.5	30	44		
Q50041-30-20	30	32	20	125	63.5	30	44		
Q50041-38-16	38	25	16	119	63.5	38	50		
Q50041-38-20	38	32	20	129	68	38	50		

注：1、表中代号用于编织软管。2、如需用于缠绕软管代号改为Q50042-XX-XX。 Note:1.For use with braided hoses. 2.If use with spiral hoses,hose fitting series number is Q50042-XX-XX.



Q50091

90°弯公制卡套式直管  
90°Metric Standpipe Straight



代号 PART NO.	管子外径 TUBE O.D	软管 HOSE BORE		尺寸 DIMENSIONS				备注 NOTE	
		公称内径DN	标号 DASH	L	H	D	L1		
Q50091-06L-04	6	6	04	31	44	6	22	轻系列 (L)	
Q50091-10L-05	10	8	05	33	53	10	23		
Q50091-10L-06	10	10	06	36.5	55	10	23		
Q50091-12L-06	12	10	06	36.5	60	12	25		
Q50091-12L-08	12	13	08	43.5	67	12	25		
Q50091-15-08	15	13	08	43.5	69	15	25		
Q50091-18-10	18	16	10	55	73	18	26		
Q50091-22-10	22	16	10	55	75	22	28		
Q50091-22-12	22	19	12	64	86	22	28		
Q50091-22-16	22	25	16	74	91.5	22	28		
Q50091-28-16	28	25	16	74	93.5	28	30		
Q50091-35-20	35	32	20	91.5	112.5	35	36		
Q50091-08S-04	8	6	04	30	48	8	24		重系列 (S)
Q50091-08S-05	8	8	05	33	55	8	24		
Q50091-08S-06	8	10	06	36.5	58	8	24		
Q50091-10S-04	10	6	04	32	50	10	23		
Q50091-12S-04	12	6	04	32	50	12	23		
Q50091-12S-05	12	8	05	33	60	12	23		
Q50091-14-06	14	10	06	36.5	63	14	29		
Q50091-14-08	14	13	08	43.5	69	14	29		
Q50091-16-08	16	13	08	43.5	70	16	30		
Q50091-16-10	16	16	10	55	77.5	16	30		
Q50091-20-10	20	16	10	55	83.5	20	36		
Q50091-20-12	20	19	12	64	95.5	20	36		
Q50091-25-12	25	19	12	64	99.5	25	40		
Q50091-25-16	25	25	16	74	103.5	25	40		
Q50091-30-16	30	25	16	74	109.5	30	40		
Q50091-30-20	30	32	20	91.5	120.5	30	44		
Q50091-38-16	38	25	16	74	115.5	38	50		
Q50091-38-20	38	32	20	91.5	126.5	38	50		

注：1、表中代号用于编织软管。2、如需用于缠绕软管代号改为Q50092-XX-XX。 Note: 1. For use with braided hoses. 2. If use with spiral hoses, hose fitting series number is Q50092-XX-XX.

### Q12611

英管外螺纹60°内锥面  
BSP Metric 60° Cone Seat - ISO 12151-6

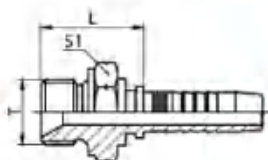


代号 PART NO.	螺纹T THREAD T	软管 HOSE BORE		尺寸 DIMENSIONS		
		公称内径DN	标号 DASH	L		S1
Q12611-04-04	G1/4"X19	6	04	24.5		14
Q12611-06-05	G3/8"X19	8	05	27.5		17
Q12611-06-06	G3/8"X19	10	06	27.5		17
Q12611-06-08	G3/8"X19	13	08	26.5		19
Q12611-08-06	G1/2"X14	10	06	30.5		22
Q12611-08-08	G1/2"X14	13	08	31		22
Q12611-10-08	G5/8"X14	13	08	32.5		24
Q12611-10-10	G5/8"X14	16	10	33.5		24
Q12611-12-08	G3/4"X14	13	08	35.5		27
Q12611-12-10	G3/4"X14	16	10	36.5		27
Q12611-12-12	G3/4"X14	19	12	36.5		27
Q12611-16-12	G1"X11	19	12	39.5		36
Q12611-16-16	G1"X11	25	16	41.5		36
Q12611-20-16	G1.1/4"X11	25	16	43.5		46
Q12611-20-20	G1.1/4"X11	32	20	44.5		46
Q12611-24-20	G1.1/2"X11	32	20	46		50
Q12611-24-24	G1.1/2"X11	38	24	46		50
Q12611-32-32	G2"X11	51	32	53.5		65

注：1. 表中代号用于编织软管。2. 如需用于缠绕软管代号改为Q12612-XX-XX。 Note: 1. For use with braided hoses. 2. If use with spiral hoses, hose fitting series number is Q12612-XX-XX.

### Q12611A

英管外螺纹60°内锥面或六角端面组合垫密封的双用接头  
BSP Male Double Use For 60° Cone Seat Or Bonded Seal ISO 12151-6

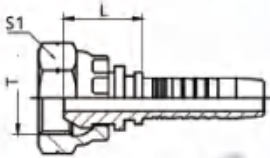


代号 PART NO.	螺纹T THREAD T	软管 HOSE BORE		尺寸 DIMENSIONS		
		公称内径DN	标号 DASH	L		S1
Q12611A-04-04	G1/4"X19	6	04	25.5		19
Q12611A-06-05	G3/8"X19	8	05	27.5		22
Q12611A-06-06	G3/8"X19	10	06	26		22
Q12611A-06-08	G3/8"X19	13	08	28		22
Q12611A-08-06	G1/2"X14	10	06	32		27
Q12611A-08-08	G1/2"X14	13	08	33		27
Q12611A-08-10	G1/2"X14	16	10	34		27
Q12611A-10-08	G5/8"X14	13	08	36		30
Q12611A-10-10	G5/8"X14	16	10	37		30
Q12611A-12-08	G3/4"X14	13	08	35		32
Q12611A-12-10	G3/4"X14	16	10	36		32
Q12611A-12-12	G3/4"X14	19	12	37		32
Q12611A-16-12	G1"X11	19	12	39		41
Q12611A-16-16	G1"X11	25	16	42		41
Q12611A-20-16	G1.1/4"X11	25	16	45		50
Q12611A-20-20	G1.1/4"X11	32	20	45		50
Q12611A-24-20	G1.1/2"X11	32	20	46		55
Q12611A-24-24	G1.1/2"X11	38	24	49		55
Q12611A-32-32	G2"X11	51	32	54.5		70

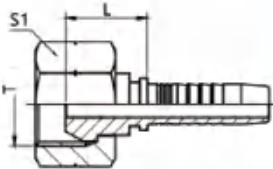
注：1. 表中代号用于编织软管。2. 如需用于缠绕软管代号改为Q12612A-XX-XX。 Note: 1. For use with braided hoses. 2. If use with spiral hoses, hose fitting series number is Q12612A-XX-XX.



Q22611



Q22611-T



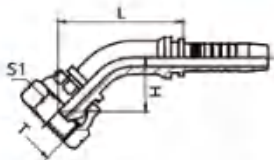
英管内螺纹60°外锥面  
BSP Female 60° Cone ISO 12151-6

代号 PART NO.	螺纹 T THREAD T	软管 HOSE BORE		尺寸 DIMENSIONS		
		公称内径 DN	标号 DASH	L		S1
Q22611-02-04	G1/8" X28	6	04	16		14
Q22611-04-04	G1/4" X19	6	04	19		19
Q22611-04-05	G1/4" X19	8	05	19		19
Q22611-04-06	G1/4" X19	10	06	19		19
Q22611-06-04T	G3/8" X19	6	04	18		22
Q22611-06-05T	G3/8" X19	8	05	19		22
Q22611-06-06	G3/8" X19	10	06	19.5		22
Q22611-06-08	G3/8" X19	13	08	20		22
Q22611-08-06T	G1/2" X14	10	06	20.5		27
Q22611-08-08	G1/2" X14	13	08	21.5		27
Q22611-10-08T	G5/8" X14	13	08	22.5		30
Q22611-10-10	G5/8" X14	16	10	23		30
Q22611-12-10T	G3/4" X14	16	10	23		32
Q22611-12-12	G3/4" X14	19	12	24		32
Q22611-16-12T	G1" X11	19	12	24		41
Q22611-16-16	G1" X11	25	16	26		41
Q22611-20-16T	G1.1/4" X11	25	16	27.5		50
Q22611-20-20	G1.1/4" X11	32	20	30.5		50
Q22611-24-20T	G1.1/2" X11	32	20	32		55
QS22611-24-24	G1.1/2" X11	38	24	31.5		55
QS22611-32-24T	G2" X11	38	24	33.5		70
QS22611-32-32	G2" X11	51	32	34		70

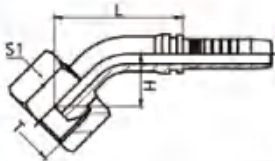
注：1、表中代号用于编织软管。2、如需用于缠绕软管代号改为Q22612-XX-XX。 Note:1.For use with braided hoses. 2.If use with spiral hoses,hose fitting series number is Q22612-XX-XX.

### Q22641

45°英管内螺纹60°外锥面  
45° BSP Female 60° Cone ISO 12151-6



### Q22641-T

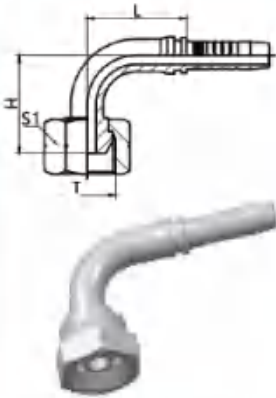


代号 PART NO.	螺纹 T THREAD T	软管 HOSE BORE		尺寸 DIMENSIONS		
		公称内径 DN	标号 DASH	L	H	S1
Q22641-02-04	G1/8"X28	6	04	38.8	15	14
Q22641-04-04	G1/4"X19	6	04	38.8	15	19
Q22641-04-05	G1/4"X19	8	05	41.7	18	19
Q22641-04-06	G1/4"X19	10	06	45	19	19
Q22641-06-04T	G3/8"X19	6	04	39.8	16	22
Q22641-06-05T	G3/8"X19	8	05	41.7	18	22
Q22641-06-06	G3/8"X19	10	06	44	18	22
Q22641-06-08	G3/8"X19	13	08	54.3	23	22
Q22641-08-06T	G1/2"X14	10	06	44	18	27
Q22641-08-08	G1/2"X14	13	08	51.3	20	27
Q22641-10-08T	G5/8"X14	13	08	54.3	23	30
Q22641-10-10	G5/8"X14	16	10	64.2	25	30
Q22641-12-10T	G3/4"X14	16	10	67.2	28	32
Q22641-12-12	G3/4"X14	19	12	71.7	29	32
Q22641-16-12T	G1"X11	19	12	74.7	32	41
Q22641-16-16	G1"X11	25	16	84.4	35	41
Q22641-20-16T	G1.1/4"X11	25	16	88.4	39	50
Q22641-20-20	G1.1/4"X11	32	20	100.8	40	50
Q22641-24-20T	G1.1/2"X11	32	20	114.8	54	55
Q22641-24-24	G1.1/2"X11	38	24	121.1	50	55
Q22641-32-24T	G2"X11	38	24	130.1	59	70
Q22641-32-32	G2"X11	51	32	155	70	70

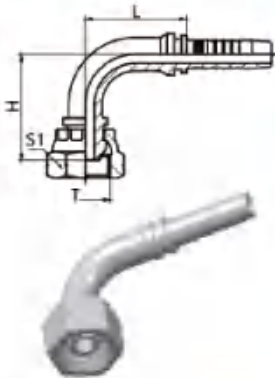
注：1、表中代号用于编织软管。2、如需用于缠绕软管代号改为Q22642-XX-XX。 Note:1.For use with braided hoses. 2.If use with spiral hoses,hose fitting series number is Q22642-XX-XX.



## Q22691

90°英管内螺纹60°外锥面  
BSP Female 60° Cone ISO 12151-6

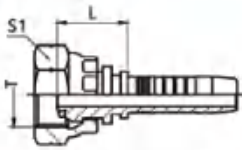
## Q22691-T



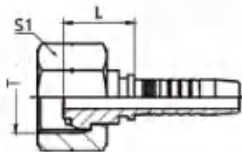
代号 PART NO.	螺纹T THREAD T	软管 HOSE BORE		尺寸 DIMENSIONS		
		公称内径DN	标号 DASH	L	H	S1
Q22691-02-04	G1/8 " X28	6	04	32	27	14
Q22691-04-04	G1/4 " X19	6	04	32	28	19
Q22691-04-05	G1/4 " X19	8	05	32.5	31.5	19
Q22691-04-06	G1/4 " X19	10	06	36.5	34	19
Q22691-06-04T	G3/8 " X19	6	04	32	31	22
Q22691-06-05T	G3/8 " X19	8	05	32.5	34	22
Q22691-06-06	G3/8 " X19	10	06	36.5	34	22
Q22691-06-08	G3/8 " X19	13	08	44.5	42	22
Q22691-08-06T	G1/2 " X14	10	06	36.5	35	27
Q22691-08-08	G1/2 " X14	13	08	44.5	41	27
Q22691-10-08T	G5/8 " X14	13	08	44.5	45	30
Q22691-10-10	G5/8 " X14	16	10	55	51	30
Q22691-12-10T	G3/4 " X14	16	10	55	56	32
Q22691-12-12	G3/4 " X14	19	12	62	58	32
Q22691-16-12T	G1 " X11	19	12	62	62	41
Q22691-16-16	G1 " X11	25	16	74	70	41
Q22691-20-16T	G1.1/4 " X11	25	16	74	76	50
Q22691-20-20	G1.1/4 " X11	32	20	91.5	85	50
Q22691-24-20T	G1.1/2 " X11	32	20	91.5	92	55
Q22691-24-24	G1.1/2 " X11	38	24	108	100	55
Q22691-32-24T	G2 " X11	38	24	108	110	70
Q22691-32-32	G2 " X11	51	32	133.8	140	70

注：1、表中代号用于编织软管。2、如需用于缠绕软管代号改为Q22692-XX-XX。 Note:1.For use with braided hoses. 2.If use with spiral hoses,hose fitting series number is Q22692-XX-XX.

Q22611-OR



Q22611-ORT



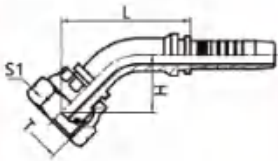
英管内螺纹60°外锥面带O型圈  
BSP Female 60°O-Ring Cone ISO 12151-6

代号 PART NO.	螺纹T THREAD T	软管 HOSE BORE		尺寸 DIMENSIONS		
		公称内径DN	标号 DASH	L		S1
Q22611-02-04OR	G1/8 " X28	6	04	15		14
Q22611-04-04OR	G1/4 " X19	6	04	19		19
Q22611-04-05OR	G1/4 " X19	8	05	19		19
Q22611-04-06OR	G1/4 " X19	10	06	19		19
Q22611-06-04ORT	G3/8 " X19	6	04	18		22
Q22611-06-05ORT	G3/8 " X19	8	05	19		22
Q22611-06-06OR	G3/8 " X19	10	06	19.5		22
Q22611-06-08OR	G3/8 " X19	13	08	20		22
Q22611-08-06ORT	G1/2 " X14	10	06	21		27
Q22611-08-08OR	G1/2 " X14	13	08	21.5		27
Q22611-10-08ORT	G5/8 " X14	13	08	21.5		30
Q22611-10-10OR	G5/8 " X14	16	10	23		30
Q22611-12-10ORT	G3/4 " X14	16	10	23		32
Q22611-12-12OR	G3/4 " X14	19	12	24		32
Q22611-16-12ORT	G1 " X11	19	12	25		41
Q22611-16-16OR	G1 " X11	25	16	27		41
Q22611-20-16ORT	G1.1/4 " X11	25	16	28.5		50
Q22611-20-20OR	G1.1/4 " X11	32	20	30.5		50
Q22611-24-20ORT	G1.1/2 " X11	32	20	32		55
Q22611-24-24OR	G1.1/2 " X11	38	24	31.5		55
Q22611-32-24ORT	G2 " X11	38	24	33.5		70
Q22611-32-32OR	G2 " X11	51	32	34		70

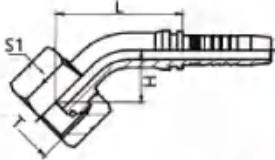
注：1、表中代号用于编织软管。2、如需用于缠绕软管代号改为Q22612-XX-XX。 Note:1.For use with braided hoses. 2.If use with spiral hoses,hose fitting series number is Q22612-XX-XX.



Q22641-OR



Q22641-ORT



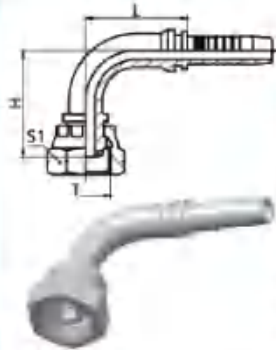
45°英管内螺纹60°外锥面带O型圈  
45°BSP Female 60°O-Ring Cone ISO 12151-6

代号 PART NO.	螺纹T THREAD T	软管 HOSE BORE		尺寸 DIMENSIONS		
		公称内径DN	标号 DASH	L	H	S1
Q22641-02-04OR	G1/8 " X28	6	04	38.8	15	14
Q22641-04-04OR	G1/4 " X19	6	04	38.8	15	19
Q22641-04-05OR	G1/4 " X19	8	05	41.7	18	19
Q22641-04-06OR	G1/4 " X19	10	06	45	19	19
Q22641-06-04ORT	G3/8 " X19	6	04	39.8	16	22
Q22641-06-05ORT	G3/8 " X19	8	05	41.7	18	22
Q22641-06-06OR	G3/8 " X19	10	06	44	18	22
Q22641-06-08OR	G3/8 " X19	13	08	54.3	23	22
Q22641-08-06ORT	G1/2 " X14	10	06	44	18	27
Q22641-08-08OR	G1/2 " X14	13	08	51.3	20	27
Q22641-10-08ORT	G5/8 " X14	13	08	54.3	23	30
Q22641-10-10OR	G5/8 " X14	16	10	64.2	25	30
Q22641-12-10ORT	G3/4 " X14	16	10	67.2	28	32
Q22641-12-12OR	G3/4 " X14	19	12	71.7	29	32
Q22641-16-12ORT	G1 " X11	19	12	74.7	32	41
Q22641-16-16OR	G1 " X11	25	16	84.4	35	41
Q22641-20-16ORT	G1.1/4 " X11	25	16	88.4	39	50
Q22641-20-20OR	G1.1/4 " X11	32	20	100.8	40	50
Q22641-24-20ORT	G1.1/2 " X11	32	20	114.8	54	55
Q26411-24-24OR	G1.1/2 " X11	38	24	121.1	50	55
Q22641-32-24ORT	G2 " X11	38	24	130.1	59	70
Q22641-32-32OR	G2 " X11	51	32	155	70	70

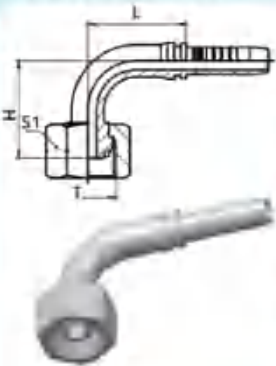
注：1、表中代号用于编织软管。2、如需用于缠绕软管代号改为Q22642-XX-XX。 Note:1.For use with braided hoses. 2.If use with spiral hoses,hose fitting series number is Q22642-XX-XX.

Q22691-OR

90°英管内螺纹60°外锥面带O型圈  
90°BSP Female 60°O-Ring Cone ISO 12151-6



Q22691-ORT

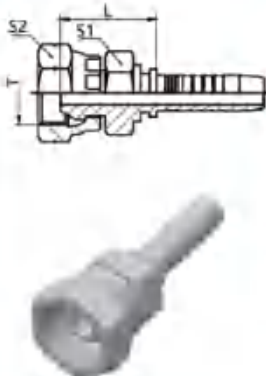


代号 PART NO.	螺纹T THREAD T	软管 HOSE BORE		尺寸 DIMENSIONS		
		公称内径DN	标号 DASH	L	H	S1
Q22691-02-04OR	G1/8 * X28	6	04	32	27	14
Q22691-04-04OR	G1/4 * X19	6	04	32	28	19
Q22691-04-05OR	G1/4 * X19	8	05	32.5	31.5	19
Q22691-04-06OR	G1/4 * X19	10	06	36.5	34	19
Q22691-06-04ORT	G3/8 * X19	6	04	32	31	22
Q22691-06-05ORT	G3/8 * X19	8	05	32.5	34	22
Q22691-06-06OR	G3/8 * X19	10	06	36.5	34	22
Q22691-06-08OR	G3/8 * X19	13	08	44.5	42	22
Q22691-08-06ORT	G1/2 * X14	10	06	36.5	35	27
Q22691-08-08OR	G1/2 * X14	13	08	44.5	41	27
Q22691-10-08ORT	G5/8 * X14	13	08	44.5	45	30
Q22691-10-10OR	G5/8 * X14	16	10	55	51	30
Q22691-12-10ORT	G3/4 * X14	16	10	55	56	32
Q22691-12-12OR	G3/4 * X14	19	12	62	58	32
Q22691-16-12ORT	G1 * X11	19	12	62	62	41
Q22691-16-16OR	G1 * X11	25	16	74	70	41
Q22691-20-16ORT	G1.1/4 * X11	25	16	74	76	50
Q22691-20-20OR	G1.1/4 * X11	32	20	91.5	85	50
Q22691-24-20ORT	G1.1/2 * X11	32	20	91.5	92	55
Q22691-24-24OR	G1.1/2 * X11	38	24	108	100	55
Q22691-32-24ORT	G2 * X11	38	24	108	110	70
Q22691-32-32OR	G2 * X11	51	32	133.8	140	70

注：1. 表中代号用于编织软管。2. 如需用于缠绕软管代号改为Q22692-XX-XX。 Note:1.For use with braided hoses. 2.If use with spiral hoses,hose fitting series number is Q22692-XX-XX.

Q22611D

英管内螺纹60°外锥面双六角  
BSP Female 60° Cone Double Hexagon ISO 12151-6



代号 PART NO.	螺纹T THREAD T	软管 HOSE BORE		尺寸 DIMENSIONS		
		公称内径DN	标号 DASH	L	S1	S2
Q22611D-04-04	G1/4 * X19	6	04	23.5	19	19
Q22611D-06-06	G3/8 * X19	10	06	26.5	22	22
Q22611D-08-08	G1/2 * X14	13	08	31	27	27
Q22611D-10-08	G5/8 * X14	13	08	32	30	30
Q22611D-12-08	G3/4 * X14	13	08	33	32	32
Q22611D-12-12	G3/4 * X14	19	12	34	32	32
Q22611D-16-16	G1 * X11	25	16	35.5	41	41
Q22611D-20-20	G1.1/4 * X11	32	20	43.5	50	50

注：1. 表中代号用于编织软管。2. 如需用于缠绕软管代号改为Q22612D-XX-XX。 Note:1.For use with braided hoses. 2.If use with spiral hoses,hose fitting series number is Q22612D-XX-XX.



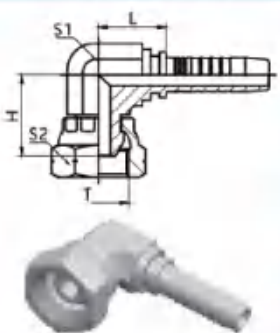
## Q22611D-SM

英管内螺纹60°外锥面双六角  
BSP Female 60° Cone Double Hexagon ISO 12151-6

代号 PART NO.	螺纹T THREAD T	软管 HOSE BORE		尺寸 DIMENSIONS			
		公称内径DN	标号 DASH	L	S1	S2	
Q22611D-04-04SM	G1/4 " X19	6	04	23	14	19	
Q22611D-06-06SM	G3/8 " X19	10	06	25	17	22	
Q22611D-08-08SM	G1/2 " X14	13	08	28.5	22	27	
Q22611D-10-08SM	G5/8 " X14	13	08	30	22	30	
Q22611D-12-08SM	G3/4 " X14	13	08	31.5	27	32	
Q22611D-12-12SM	G3/4 " X14	19	12	32.5	27	32	
Q22611D-16-16SM	G1 " X11	25	16	36.3	32	41	
Q22611D-20-20SM	G1.1/4 " X11	32	20	41.5	41	50	

注：1、表中代号用于编织软管。2、如需用于缠绕软管代号改为Q22612D-XX-XXSM。 Note:1.For use with braided hoses. 2.If use with spiral hoses,hose fitting series number is Q22612D-XX-XXSM.

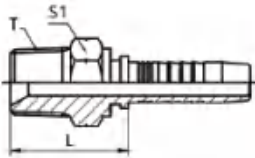
## Q22691K

90°英管短身内螺纹60°外锥面  
90°BSP Compact Female 60° Cone

代号 PART NO.	螺纹T THREAD T	软管 HOSE BORE		尺寸 DIMENSIONS			
		公称内径DN	标号 DASH	L	H	S1	S2
Q22691K-04-04	G1/4 * X19	6	04	17.5	22	14	19
Q22691K-06-04	G3/8 * X19	6	04	20	24	16	22
Q22691K-06-05	G3/8 * X19	8	05	20	24	16	22
Q22691K-06-06	G3/8 * X19	10	06	20	24	16	22
Q22691K-08-06	G1/2 * X14	10	06	23	26.5	19	27
Q22691K-08-08	G1/2 * X14	13	08	23.5	28.5	19	27
Q22691K-10-10	G5/8 * X14	16	10	25	29.5	22	30
Q22691K-12-12	G3/4 * X14	19	12	27.5	33	27	32
QS22691K-16-16	G1 * X11	25	16	32.5	38.1	33	41

Q13011

英锥管外螺纹  
BSPT Male

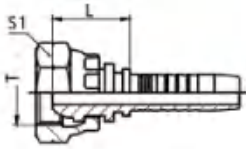


代号 PART NO.	螺纹 T THREAD T	软管 HOSE BORE		尺寸 DIMENSIONS		
		公称内径 DN	标号 DASH	L		S1
Q13011-02-04	R1/8"X28	6	04	18.5		12
Q13011-04-04	R1/4"X19	6	04	21		17
Q13011-04-05	R1/4"X19	8	05	21		17
Q13011-04-06	R1/4"X19	10	06	21		17
Q13011-06-04	R3/8"X19	6	04	21.1		17
Q13011-06-05	R3/8"X19	8	05	21.1		17
Q13011-06-06	R3/8"X19	10	06	21.1		17
Q13011-06-08	R3/8"X19	13	08	23.6		19
Q13011-08-06	R1/2"X14	10	06	26.3		22
Q13011-08-08	R1/2"X14	13	08	26.8		22
Q13011-08-10	R1/2"X14	16	10	26.8		22
Q13011-08-12	R1/2"X14	19	12	29.8		27
Q13011-12-08	R3/4"X14	13	08	27.5		27
Q13011-12-10	R3/4"X14	16	10	28.5		27
Q13011-12-12	R3/4"X14	19	12	29.3		27
Q13011-12-16	R3/4"X14	25	16	30		32
Q13011-16-12	R1"X11	19	12	35.1		36
Q13011-16-16	R1"X11	25	16	36.1		36
Q13011-20-20	R1.1/4"X11	32	20	36.8		46
Q13011-24-24	R1.1/2"X11	38	24	38.8		50
Q13011-32-24	R2"X11	38	24	42.1		65
Q13011-32-32	R2"X11	51	32	42.1		65

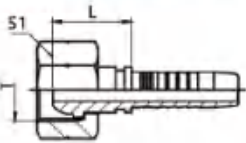
注：1、表中代号用于编织软管。2、如需用于缠绕软管代号改为Q13012-XX-XX。  
Note:1.For use with braided hoses. 2.If use with spiral hoses, hose fitting series number is Q13012-XX-XX.



## Q22111

英管内螺纹球面  
BSP Female Multiseal

## Q22111-T

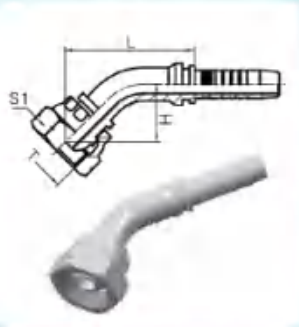


代号 PART NO.	螺纹T THREAD T	软管 HOSE BORE		尺寸 DIMENSIONS		
		公称内径DN	标号 DASH	L		S1
Q22111-02-04	G1/8"X28	6	04	17.5		14
Q22111-04-04	G1/4"X19	6	04	19.5		19
Q22111-06-05T	G3/8"X19	8	05	20		22
Q22111-06-06	G3/8"X19	10	06	20.5		22
Q22111-06-08	G3/8"X19	13	08	21		22
Q22111-08-06T	G1/2"X14	10	06	23		27
Q22111-08-08	G1/2"X14	13	08	24		27
Q22111-08-10	G1/2"X14	16	10	24.5		27
Q22111-10-08T	G5/8"X14	13	08	24		30
Q22111-10-10	G5/8"X14	16	10	25		30
Q22111-10-12	G5/8"X14	19	12	25		30
Q22111-12-10T	G3/4"X14	16	10	26		32
Q22111-12-12	G3/4"X14	19	12	26		32
Q22111-16-12T	G1"X11	19	12	27		41
Q22111-16-16	G1"X11	25	16	28		41
Q22111-20-16T	G1.1/4"X11	25	16	28		50
Q22111-20-20	G1.1/4"X11	32	20	31.5		50
Q22111-24-20T	G1.1/2"X11	32	20	33		55
Q22111-24-24	G1.1/2"X11	38	24	33		55
Q22111-32-24T	G2"X11	38	24	35		70
Q22111-32-32	G2"X11	51	32	35		70

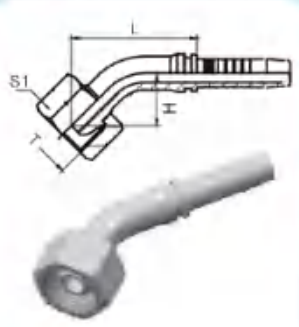
注：1、表中代号用于编织软管。2、如需用于缠绕软管代号改为Q22112-XX-XX。 Note:1.For use with braided hoses. 2.If use with spiral hoses,hose fitting series number is Q22112-XX-XX.

45°英管内螺纹球面  
45°BSP Female Multiseal

Q22141



Q22141-T



代号 PART NO.	螺纹T	软管 HOSE BORE		尺寸 DIMENSIONS		
	公称内径DN	标号 DASH	L	H	S1	
Q22141-02-04	G1/8" X28	6	04	43	21.6	14
Q22141-04-04	G1/4" X19	6	04	43	21.6	19
Q22141-06-05T	G3/8" X19	8	05	46	22.9	22
Q22141-06-06	G3/8" X19	10	06	50	23.9	22
Q22141-06-08	G3/8" X19	13	08	58	25.5	22
Q22141-08-06T	G1/2" X14	10	06	51	25	27
Q22141-08-08	G1/2" X14	13	08	61	26.8	27
Q22141-08-10	G1/2" X14	16	10	68	28	27
Q22141-10-08T	G5/8" X14	13	08	60	27.5	30
Q22141-10-10	G5/8" X14	16	10	68.5	28.8	30
Q22141-10-12	G5/8" X14	19	12	74.5	32	30
Q22141-12-10T	G3/4" X14	16	10	67	27	32
Q22141-12-12	G3/4" X14	19	12	76	33.7	32
Q22141-16-12T	G1" X11	19	12	81.6	33	41
Q22141-16-16	G1" X11	25	16	88	35.1	41
Q22141-20-16T	G1.1/4" X11	25	16	89.5	36.5	50
Q22141-20-20	G1.1/4" X11	32	20	101.5	40.8	50
Q22141-24-20T	G1.1/2" X11	32	20	104	43	55
Q22141-24-24	G1.1/2" X11	38	24	117.5	48.2	55
Q22141-32-24T	G2" X11	38	24	120	51	70
Q22141-32-32	G2" X11	51	32	138	57	70

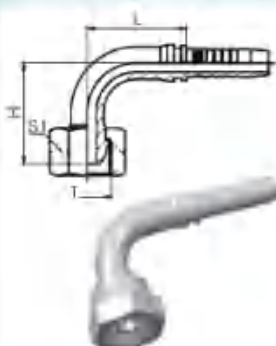
注：1、表中代号用于编织软管。2、如需用于缠绕软管代号改为Q22142-XX-XXRW。 Note:1.For use with braided hoses. 2.If use with spiral hoses,hose fitting series number is Q22142-XX-XXRW.



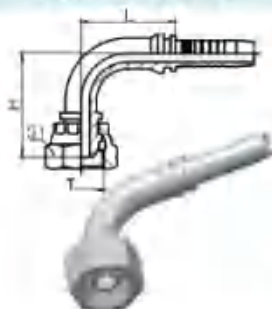
# 软管接头 HYDRAULIC HOSE FITTING 扣压式 Swaged Hose Fitting

## Q22191

90°英管内螺纹球面  
90°BSP Female Multiseal



## Q22191-T

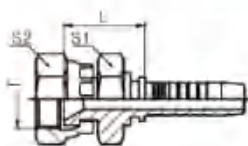


代号 PART NO.	螺纹 T THREAD T	软管 HOSE BORE		尺寸 DIMENSIONS		
		公称内径DN	标号 DASH	L	H	S1
Q22191-02-04	G1/8" X28	6	04	30.5	33	14
Q22191-04-04	G1/4" X19	6	04	30.5	37	19
Q22191-06-05T	G3/8" X19	8	05	33	41.5	22
Q22191-06-06	G3/8" X19	10	06	36.5	43.5	22
Q22191-06-08	G3/8" X19	13	08	43.5	49	22
Q22191-08-06T	G1/2" X14	10	06	36.5	46	27
Q22191-08-08	G1/2" X14	13	08	43.5	51.5	27
Q22191-08-10	G1/2" X14	16	10	55	56	27
Q22191-10-08T	G5/8" X14	13	08	43.5	52	30
Q22191-10-10	G5/8" X14	16	10	55	56.5	30
Q22191-10-12	G5/8" X14	19	12	64	64.5	30
Q22191-12-10T	G3/4" X14	16	10	55	58.5	32
Q22191-12-12	G3/4" X14	19	12	63	66.5	32
Q22191-16-12T	G1" X11	19	12	63	67.5	41
Q22191-16-16	G1" X11	25	16	74	74.5	41
Q22191-20-16T	G1.1/4" X11	25	16	74	76.5	50
Q22191-20-20	G1.1/4" X11	32	20	91.5	89	50
Q22191-24-20T	G1.1/2" X11	32	20	91.5	92.5	55
Q22191-24-24	G1.1/2" X11	38	24	109	106	55
Q22191-32-24T	G2" X11	38	24	109	105	70
Q22191-32-32	G2" X11	51	32	129	125.5	70

注：1、表中代号用于编织软管。2、如需用于缠绕软管代号改为Q22192-XX-XX。 Note:1.For use with braided hoses. 2.If use with spiral hoses,hose fitting series number is Q22192-XX-XX.

## Q28611

日本公制内螺纹 60°内锥面  
JIS Metric Female 60° Cone Seat



代号 PART NO.	螺纹 T THREAD T	软管 HOSE BORE		尺寸 DIMENSIONS		
		公称内径DN	标号 DASH	L	S1	S2
Q28611-12-04	M12X1.5	6	04	20.5	17	17
Q28611-14-04	M14X1.5	6	04	21	19	19
Q28611-14-06	M14X1.5	10	06	21	19	19
Q28611-16-04	M16X1.5	6	04	24	22	22
Q28611-16-05	M16X1.5	8	05	24	22	22
Q28611-16-06	M16X1.5	10	06	24	22	22
Q28611-18-06	M18X1.5	10	06	25	24	24
Q28611-18-08	M18X1.5	13	08	25.5	24	24
Q28611-20-08	M20X1.5	13	08	28.5	27	27
Q28611-22-08	M22X1.5	13	08	25.5	27	27
Q28611-24-08	M24X1.5	13	08	28	32	32
Q28611-24-10	M24X1.5	16	10	28.5	32	32
Q28611-27-10	M27X1.5	16	10	28.5	32	32
Q28611-30-12	M30X1.5	19	12	28.5	36	36
Q28611-33-12	M33X1.5	19	12	31	41	41
Q28611-33-16	M33X1.5	25	16	32	41	41
Q28611-36-20	M36X1.5	32	20	35.5	46	46

注：1、表中代号用于编织软管。2、如需用于缠绕软管代号改为Q28612-XX-XX。 Note:1.For use with braided hoses. 2.If use with spiral hoses,hose fitting series number is Q28612-XX-XX.

### Q28611GM

日本公制内螺纹60°内锥面  
JIS Metric Female 60° Cone Seat

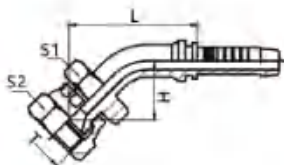


代号 PART NO.	螺纹T THREAD T	软管 HOSE BORE		尺寸 DIMENSIONS			
		公称内径DN	标号 DASH	L		S1	
Q28611GM-12-04	M12X1.5	6	04	20		17	
Q28611GM-14-04	M14X1.5	6	04	21		19	
Q28611GM-14-06	M14X1.5	10	06	21		19	
Q28611GM-16-04	M16X1.5	6	04	24		22	
Q28611GM-16-05	M16X1.5	8	05	24		22	
Q28611GM-16-06	M16X1.5	10	06	24		22	
Q28611GM-18-06	M18X1.5	10	06	25		24	
Q28611GM-18-08	M18X1.5	13	08	24.5		24	
Q28611GM-20-08	M20X1.5	13	08	28.5		27	
Q28611GM-22-08	M22X1.5	13	08	25.5		27	
Q28611GM-24-08	M24X1.5	13	08	27.5		32	
Q28611GM-24-10	M24X1.5	16	10	28.5		32	
Q28611GM-27-10	M27X1.5	16	10	28.5		32	
Q28611GM-30-12	M30X1.5	19	12	28.5		36	
Q28611GM-33-12	M33X1.5	19	12	31		41	
Q28611GM-33-16	M33X1.5	25	16	32		41	
Q28611GM-36-20	M36X1.5	32	20	35.5		46	

注：1、表中代号用于编织软管。2、如需用于缠绕软管代号改为Q28612GM-XX-XX。 Note:1.For use with braided hoses. 2.If use with spiral hoses,hose fitting series number is Q 28612GM-XX-XX.

### Q28641

45°日本公制内螺纹60°内锥面  
45°JIS Metric Female 60° Cone Seat



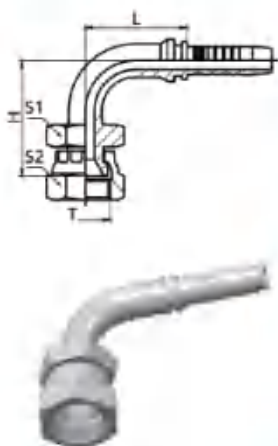
代号 PART NO.	螺纹T THREAD T	软管 HOSE BORE		尺寸 DIMENSIONS			
		公称内径DN	标号 DASH	L	H	S1	S2
Q28641-12-04	M12X1.5	6	04	42.5	19	17	17
Q28641-14-04	M14X1.5	6	04	42.5	19	19	19
Q28641-14-06	M14X1.5	10	06	49	23	19	19
Q28641-16-04	M16X1.5	6	04	45	21.5	22	22
Q28641-16-05	M16X1.5	8	05	49	25.5	22	22
Q28641-16-06	M16X1.5	10	06	51.5	25.5	22	22
Q28641-18-06	M18X1.5	10	06	52	28	24	24
Q28641-18-08	M18X1.5	13	08	61	28.5	24	24
Q28641-22-08	M22X1.5	13	08	61	28.5	27	27
Q28641-24-08	M24X1.5	13	08	62.5	30	32	32
Q28641-24-10	M24X1.5	16	10	71	31	32	32
Q28641-30-12	M30X1.5	19	12	77	34	36	36
Q28641-33-12	M33X1.5	19	12	78.5	36	41	41
Q28641-33-16	M33X1.5	25	16	90	37	41	41
Q28641-36-20	M36X1.5	32	20	104	43.5	46	46

注：1、表中代号用于编织软管。2、如需用于缠绕软管代号改为Q28642-XX-XX。 Note:1.For use with braided hoses. 2.If use with spiral hoses,hose fitting series number is Q28642-XX-XX.



### Q28691

90°日本公制内螺纹60°内锥面  
90°JIS Metric Female 60°Cone Seat

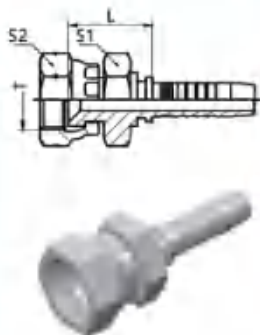


代号 PART NO.	螺纹T THREAD T	软管 HOSE BORE		尺寸 DIMENSIONS			
		公称内径DN	标号 DASH	L	H	S1	S2
Q28691-12-04	M12X1.5	6	04	30	29.5	17	17
Q28691-14-04	M14X1.5	6	04	30	30	19	19
Q28691-14-06	M14X1.5	10	06	36.5	28	19	19
Q28691-16-04	M16X1.5	6	04	30	28	22	22
Q28691-16-05	M16X1.5	8	05	36.5	37.5	22	22
Q28691-16-06	M16X1.5	10	06	36.5	39	22	22
Q28691-18-06	M18X1.5	10	06	36.5	41	24	24
Q28691-18-08	M18X1.5	13	08	43.5	46.5	24	24
Q28691-22-08	M22X1.5	13	08	43.5	47	27	27
Q28691-24-08	M24X1.5	13	08	43.5	48.5	32	32
Q28691-24-10	M24X1.5	16	10	55	53	32	32
Q28691-30-12	M30X1.5	19	12	64	62	36	36
Q28691-33-12	M33X1.5	19	12	64	70	41	41
Q28691-33-16	M33X1.5	25	16	74	77	41	41
Q28691-36-20	M36X1.5	32	20	91.5	92	46	46

注：1、表中代号用于编织软管。2、如需用于缠绕软管代号改为Q28692-XX-XX。 Note:1.For use with braided hoses. 2.If use with spiral hoses,hose fitting series number is Q28692-XX-XX.

### Q29611

日本英制内螺纹60°内锥面  
JIS GAS Female 60°Cone Seat JIS B8363

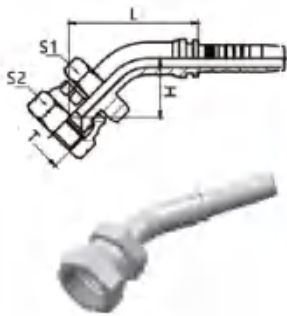


代号 PART NO.	螺纹T THREAD T	软管 HOSE BORE		尺寸 DIMENSIONS			
		公称内径DN	标号 DASH	L	S1	S2	
Q29611-04-04	G1/4" X19	6	04	21	19	19	
Q29611-04-05	G1/4" X19	8	05	21	19	19	
Q29611-06-04	G3/8" X19	6	04	23.5	22	22	
Q29611-06-06	G3/8" X19	10	06	23	22	22	
Q29611-08-06	G1/2" X14	10	06	26	27	27	
Q29611-08-08	G1/2" X14	13	08	26.5	27	27	
Q29611-10-10	G5/8" X14	16	10	31	30	30	
Q29611-12-10	G3/4" X14	16	10	31.5	32	32	
Q29611-12-12	G3/4" X14	19	12	31.5	32	32	
Q29611-16-16	G1" X11	25	16	32	41	41	

注：1、表中代号用于编织软管。2、如需用于缠绕软管代号改为Q29612-XX-XX。 Note:1.For use with braided hoses. 2.If use with spiral hoses,hose fitting series number is Q29612-XX-XX.

### Q29641

45°日本英制内螺纹60°内锥面  
45° JIS GAS Female 60°Cone Seat JIS B8363

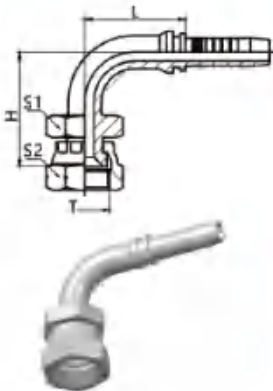


代号 PART NO.	螺纹T THREAD T	软管 HOSE BORE		尺寸 DIMENSIONS			
		公称内径DN	标号 DASH	L	H	S1	S2
Q29641-04-04	G1/4" X19	6	04	42.5	19.5	19	19
Q29641-04-05	G1/4" X19	8	05	47	23	19	19
Q29641-06-04	G3/8" X19	6	04	44.5	21	22	22
Q29641-06-06	G3/8" X19	10	06	51	25	22	22
Q29641-08-06	G1/2" X14	10	06	53	27	27	27
Q29641-08-08	G1/2" X14	13	08	61.5	29	27	27
Q29641-10-10	G5/8" X14	16	10	72.5	32.5	30	30
Q29641-12-10	G3/4" X14	16	10	72.5	33	32	32
Q29641-12-12	G3/4" X14	19	12	79	36	32	32
Q29641-16-16	G1" X11	25	16	90	37	41	41

注：1、表中代号用于编织软管。2、如需用于缠绕软管代号改为Q29642-XX-XX。 Note:1.For use with braided hoses. 2.If use with spiral hoses,hose fitting series number is Q29642-XX-XX.

### Q29691

90°日本英制内螺纹60°内锥面  
90° JIS GAS Female 60°Cone Seat JIS B8363

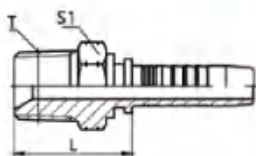


代号 PART NO.	螺纹T THREAD T	软管 HOSE BORE		尺寸 DIMENSIONS			
		公称内径DN	标号 DASH	L	H	S1	S2
Q29691-04-04	G1/4" X19	6	04	30.5	36	19	19
Q29691-04-05	G1/4" X19	8	05	33	39.5	19	19
Q29691-06-04	G3/8" X19	6	04	30.5	37	22	22
Q29691-06-06	G3/8" X19	10	06	36.5	44	22	22
Q29691-08-06	G1/2" X14	10	06	36.5	46	27	27
Q29691-08-08	G1/2" X14	13	08	44	51.5	27	27
Q29691-10-10	G5/8" X14	16	10	55	59	30	30
Q29691-12-10	G3/4" X14	16	10	55	57.5	32	32
Q29691-12-12	G3/4" X14	19	12	63	65.5	32	32
Q29691-16-16	G1" X11	25	16	74	74.5	41	41

注：1、表中代号用于编织软管。2、如需用于缠绕软管代号改为Q29692-XX-XX。 Note:1.For use with braided hoses. 2.If use with spiral hoses,hose fitting series number is Q29692-XX-XX.



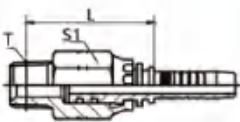
## Q15611

布锥管外螺纹  
NPT Male -SAE J516

代号 PART NO.	螺纹T THREAD T	软管 HOSE BORE		尺寸 DIMENSIONS		
		公称内径DN	标号 DASH	L		S1
Q15611-02-04	NPT1/8" X27	6	04	18.5		12
Q15611-04-04	NPT1/4" X18	6	04	22.5		17
Q15611-04-05	NPT1/4" X18	8	05	22.5		17
Q15611-04-06	NPT1/4" X18	10	06	22.5		17
Q15611-06-04	NPT3/8" X18	6	04	23		19
Q15611-06-05	NPT3/8" X18	8	05	23.5		19
Q15611-06-06	NPT3/8" X18	10	06	23.9		19
Q15611-06-08	NPT3/8" X18	13	08	24.4		19
Q15611-08-06	NPT1/2" X14	10	06	26.5		22
Q15611-08-08	NPT1/2" X14	13	08	26.5		22
Q15611-08-10	NPT1/2" X14	16	10	28		22
Q15611-12-08	NPT3/4" X14	13	08	29		27
Q15611-12-10	NPT3/4" X14	16	10	29.5		27
Q15611-12-12	NPT3/4" X14	19	12	30		27
Q15611-12-16	NPT3/4" X14	25	16	31		32
Q15611-16-10	NPT1" X11.5	16	10	33.5		36
Q15611-16-12	NPT1" X11.5	19	12	34		36
Q15611-16-16	NPT1" X11.5	25	16	35		36
Q15611-20-16	NPT1.1/4" X11.5	25	16	37.5		46
Q15611-20-20	NPT1.1/4" X11.5	32	20	38.5		46
Q15611-24-24	NPT1.1/2" X11.5	38	24	40.5		50
Q15611-32-32	NPT2" X11.5	51	32	43.5		65

注：1、表中代号用于编织软管。2、如需用于缠绕软管代号改为Q15612-XX-XX。 Note:1.For use with braided hoses. 2.If use with spiral hoses,hose fitting series number is Q15612-XX-XX.

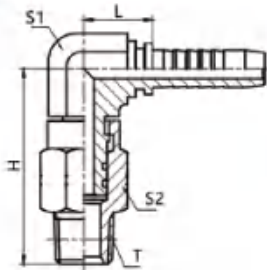
## Q15611SW

布锥管旋转外螺纹  
NPT Swivel Male

代号 PART NO.	螺纹T THREAD T	软管 HOSE BORE		尺寸 DIMENSIONS		
		公称内径DN	标号 DASH	L		S1
Q15611SW-04-04	NPT1/4" X18	6	04	47.3		19
Q15611SW-06-06	NPT3/8" X18	10	06	54		22
Q15611SW-08-08	NPT1/2" X14	13	08	64		27
Q15611SW-12-12	NPT3/4" X14	19	12	68.5		32

### Q15691KSW

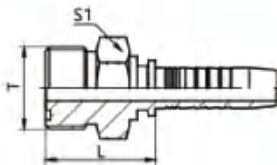
90°布锥管旋转外螺纹  
90°NPT Swivel Male



代号 PART NO.	螺纹T	软管 HOSE BORE		尺寸 DIMENSIONS			
	THREAD T	公称内径DN	标号 DASH	L	H	S1	S2
Q15691KSW-04-04	NPT1/4" X18	6	04	25	59.5	16	19
Q15691KSW-06-06	NPT3/8" X18	10	06	25	64.5	16	22
Q15691KSW-08-08	NPT1/2" X14	13	08	28.5	71.5	19	27
Q15691KSW-12-12	NPT3/4" X14	19	12	36	76.9	27	32

### Q14211

美制ORFS外螺纹平面O型圈密封  
ORFS Male O-Ring Seal ISO 12151-1 -SAE J1453



代号 PART NO.	螺纹T	软管 HOSE BORE		尺寸 DIMENSIONS			
	THREAD T	公称内径DN	标号 DASH	L			S1
Q14211-04-04	9/16" X18	6	04	22.5			17
Q14211-06-04	11/16" X16	6	04	24			19
Q14211-06-06	11/16" X16	10	06	24			19
Q14211-08-06	13/16" X16	10	06	27.5			22
Q14211-08-08	13/16" X16	13	08	28.5			22
Q14211-08-10	13/16" X16	16	10	28.5			22
Q14211-10-08	1" X14	13	08	32.5			27
Q14211-10-10	1" X14	16	10	33.5			27
Q14211-12-08	1.3/16" X12	13	08	35.5			32
Q14211-12-10	1.3/16" X12	16	10	36			32
Q14211-12-12	1.3/16" X12	19	12	36.5			32
Q14211-16-12	1.7/16" X12	19	12	37			41
Q14211-16-16	1.7/16" X12	25	16	38.5			41
Q14211-20-20	1.11/16" X12	32	20	41.5			46
Q14211-24-24	2" X12	38	24	43			55

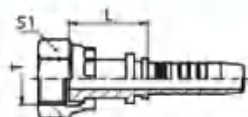
注：1、表中代号用于编织软管。2、如需用于缠绕软管代号改为Q14212-XX-XX。 Note:1.For use with braided hoses. 2.If use with spiral hoses,hose fitting series number is Q14212-XX-XX.



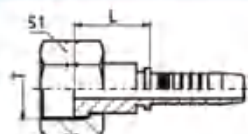
## Q24211

美制ORFS内螺纹平面

ORFS Female Flat Seat ISO 12151-1 - SAE J516



## Q24211-T




代号 PART NO.	螺纹T THREAD T	软管 HOSE BORE		尺寸 DIMENSIONS		
		公称内径DN	标号 DASH	L	S1	
Q24211-04-04	9/16" X18	6	04	22.5	17	
Q24211-06-04T	11/16" X16	6	04	22.5	22	
Q24211-06-05T	11/16" X16	8	05	23.5	22	
Q24211-06-06	11/16" X16	10	06	25.5	22	
Q24211-08-06T	13/16" X16	10	06	25	24	
Q24211-08-08	13/16" X16	13	08	28.5	24	
Q24211-08-10	13/16" X16	16	10	29.5	24	
Q24211-10-08T	1" X14	13	08	29	30	
Q24211-10-10	1" X14	16	10	33.5	30	
Q24211-12-08T	1.3/16" X12	13	08	31	36	
Q24211-12-10T	1.3/16" X12	16	10	32	36	
Q24211-12-12	1.3/16" X12	19	12	35	36	
Q24211-16-12T	1.7/16" X12	19	12	34	41	
Q24211-16-16T	1.7/16" X12	25	16	38	41	
Q24211-20-16T	1.11/16" X12	25	16	35	50	
Q24211-20-20	1.11/16" X12	32	20	40	50	
Q24211-24-20T	2" X12	32	20	36.5	60	
Q24211-24-24T	2" X12	38	24	36.5	60	

注：1、表中代号用于编织软管。2、如需用于缠绕软管代号改为Q24212-XX-XX。 Note:1.For use with braided hoses. 2.If use with spiral hoses,hose fitting series number is Q24212-XX-XX.

## Q24211D

美制ORFS内螺纹平面双六角

ORFS Female Flat Seat Double Hexagon ISO 12151-1-SAE J516

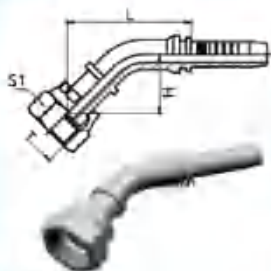


代号 PART NO.	螺纹T THREAD T	软管 HOSE BORE		尺寸 DIMENSIONS		
		公称内径DN	标号 DASH	L	S1	S2
Q24211D-04-04	9/16" X18	6	04	27.5	14	17
Q24211D-06-04	11/16" X16	6	04	30.5	19	22
Q24211D-06-05	11/16" X16	8	05	30.5	19	22
Q24211D-06-06	11/16" X16	10	06	30.5	19	22
Q24211D-08-06	13/16" X16	10	06	33	22	24
Q24211D-08-08	13/16" X16	13	08	33.5	22	24
Q24211D-08-10	13/16" X16	16	10	34.5	24	24
Q24211D-10-08	1" X14	13	08	40	27	30
Q24211D-10-10	1" X14	16	10	41	27	30
Q24211D-12-08	1.3/16" X12	13	08	31	36	36
Q24211D-12-10	1.3/16" X12	16	10	32	36	36
Q24211D-12-12	1.3/16" X12	19	12	35	36	36
Q24211D-16-16	1.7/16" X12	25	16	35	41	41
Q24211D-20-16	1.11/16" X12	25	16	35	50	50
Q24211D-20-20	1.11/16" X12	32	20	40	50	50
Q24211D-24-20	2" X12	32	20	36.5	60	60
Q24211D-24-24	2" X12	38	24	36.5	60	60

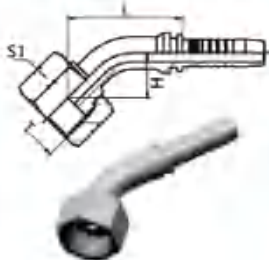
注：1、表中代号用于编织软管。2、如需用于缠绕软管代号改为Q24212D-XX-XX。 Note:1.For use with braided hoses. 2.If use with spiral hoses,hose fitting series number is Q24212D-XX-XX.

45°美制ORFS内螺纹平面  
45°ORFS Female Flat Seat ISO 12151-1- SAE J516

Q24241



Q24241-T



代号 PART NO.	螺纹T THREAD T	软管 HOSE BORE		尺寸 DIMENSIONS		
		公称内径DN	标号 DASH	L	H	S1
Q24241-04-04	9/16" X18	6	04	33.8	10	17
Q24241-06-04T	11/16" X16	6	04	34.8	11	22
Q24241-06-05T	11/16" X16	8	05	34.7	11	22
Q24241-06-06	11/16" X18	10	06	37	11	22
Q24241-08-06T	13/16" X16	10	06	41	15	24
Q24241-08-08	13/16" X16	13	08	46.3	15	24
Q24241-08-10	13/16" X16	16	10	55.2	16	24
Q24241-10-08T	1" X14	13	08	47.3	16	30
Q24241-10-10	1" X14	16	10	55.2	16	30
Q24241-12-08T	1.3/16" X12	13	08	52.3	21	36
Q24241-12-10T	1.3/16" X12	16	10	60.2	21	36
Q24241-12-12	1.3/16" X12	19	12	63.7	21	36
Q24241-16-12T	1.7/16" X12	19	12	66.7	24	41
Q24241-16-16T	1.7/16" X12	25	16	73.4	24	41
Q24241-20-16T	1.11/16" X12	25	16	81.4	32	50
Q24241-20-20	1.11/16" X12	32	20	92.8	32	50
Q24241-24-20T	2" X12	32	20	102.8	42	60
Q24241-24-24T	2" X12	38	24	113.1	42	60

注：1、表中代号用于编织软管。2、如需用于缠绕软管代号改为Q24242-XX-XX。 Note:1.For use with braided hoses. 2.If use with spiral hoses,hose fitting series number is Q24242-XX-XX.

90°美制ORFS内螺纹平面  
90°ORFS Female Flat Seat ISO 12151-1- SAE J516

Q24291



Q24291-T



代号 PART NO.	螺纹T THREAD T	软管 HOSE BORE		尺寸 DIMENSIONS		
		公称内径DN	标号 DASH	L	H	S1
Q24291-04-04	9/16" X18	6	04	32	32	17
Q24291-06-04T	11/16" X16	6	04	32	38	22
Q24291-06-05T	11/16" X16	8	05	32.5	38	22
Q24291-06-06	11/16" X16	10	06	36.5	38	22
Q24291-08-06T	13/16" X16	10	06	36.5	41	24
Q24291-08-08	13/16" X16	13	08	44.5	41	24
Q24291-08-10	13/16" X16	16	10	55	47	24
Q24291-10-08T	1" X14	13	08	44.5	47	30
Q24291-10-10	1" X14	16	10	55	47	30
Q24291-12-08T	1.3/16" X12	13	08	44.5	58	36
Q24291-12-10T	1.3/16" X12	16	10	55	58	36
Q24291-12-12	1.3/16" X12	19	12	62	58	36
Q24291-16-12T	1.7/16" X12	19	12	62	71	41
Q24291-16-16T	1.7/16" X12	25	16	74	71	41
Q24291-20-16T	1.11/16" X12	25	16	74	78	50
Q24291-20-20	1.11/16" X12	32	20	91.5	78	50
Q24291-24-20T	2" X12	32	20	91.5	86	60
Q24291-24-24T	2" X12	38	24	108	86	60

注：1、表中代号用于编织软管。2、如需用于缠绕软管代号改为Q24292-XX-XX。 Note:1.For use with braided hoses. 2.If use with spiral hoses,hose fitting series number is Q24292-XX-XX.



## Q16711

美制JIC外螺纹74°外锥面  
JIC Male 74° Cone ISO 12151-5 -SAE J514

代号 PART NO.	螺纹T THREAD T	软管 HOSE BORE		尺寸 DIMENSIONS		
		公称内径DN	标号 DASH	L		S1
Q16711-04-04	7/16 " X20	6	04	26.5		12
Q16711-05-04	1/2 " X20	6	04	26.5		14
Q16711-05-05	1/2 " X20	8	05	26.5		14
Q16711-05-06	1/2 " X20	10	06	26.5		17
Q16711-06-04	9/16 " X18	6	04	26.5		17
Q16711-06-05	9/16 " X18	8	05	26.5		17
Q16711-06-06	9/16 " X18	10	06	26.5		17
Q16711-08-06	3/4 " X16	10	06	31		22
Q16711-08-08	3/4 " X16	13	08	31.5		22
Q16711-10-06	7/8 " X14	10	06	32		24
Q16711-10-08	7/8 " X14	13	08	34.5		24
Q16711-10-10	7/8 " X14	16	10	35.5		24
Q16711-12-08	1.1/16 " X12	13	08	39		27
Q16711-12-10	1.1/16 " X12	16	10	40		27
Q16711-12-12	1.1/16 " X12	19	12	40		27
Q16711-12-16	1.1/16 " X12	25	16	41		32
Q16711-14-10	1.3/16 " X12	16	10	40		32
Q16711-14-12	1.3/16 " X12	19	12	40.5		32
QS16711-16-12	1.5/16 " X12	19	12	42.5		36
QS16711-16-16	1.5/16 " X12	25	16	43.5		36
QS16711-20-16	1.5/8 " X12	25	16	46		46
QS16711-20-20	1.5/8 " X12	32	20	47.5		46
QS16711-24-20	1.7/8 " X12	32	20	53.5		50
QS16711-24-24	1.7/8 " X12	38	24	53		50
QS16711-32-32	2.1/2 " X12	51	32	64		65

注：1、表中代号用于编织软管。2、如需用于缠绕软管代号改为Q16712-XX-XX。 Note:1.For use with braided hoses. 2.If use with spiral hoses,hose fitting series number is Q16712-XX-XX.

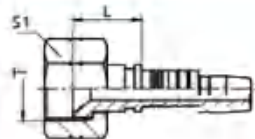
### Q26711

美制JIC内螺纹74°内锥面

JIC Female 74° Cone Seat ISO 12151-5- SAE J514



### Q26711-T



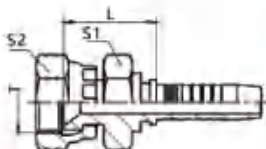
代号 PA RT NO.	螺纹T THREAD T	软管 HOSE BORE		尺寸 DIMENSIONS		
		公称内径DN	标号 DASH	L	S1	
Q26711-04-04	7/16 " X20	6	04	15		14
Q26711-05-04	1/2 " X20	6	04	15.5		17
Q26711-05-05	1/2 " X20	8	05	15.5		17
Q26711-06-04T	9/16 " X18	6	04	15.5		19
Q26711-06-05	9/16 " X18	8	05	15.5		19
Q26711-06-06	9/16 " X18	10	06	15.5		19
Q26711-07-06	9/16 " X18	13	08	16		19
Q26711-08-06T	3/4 " X16	10	06	17.5		22
Q26711-08-08	3/4 " X16	13	08	18		22
Q26711-08-10	3/4 " X16	16	10	19		22
Q26711-10-08T	7/8 " X14	13	08	18		27
Q26711-10-10	7/8 " X14	16	10	20		27
Q26711-10-12	7/8 " X14	19	12	20		27
Q26711-12-08T	1.1/16 " X12	13	08	20		32
Q26711-12-10T	1.1/16 " X12	16	10	21.5		32
Q26711-12-12	1.1/16 " X12	19	12	21.5		32
Q26711-14-12T	1.3/16 " X12	19	12	21.5		36
Q26711-16-12T	1.5/16 " X12	19	12	22		41
Q26711-16-16	1.5/16 " X12	25	16	23		41
Q26711-20-16T	1.5/8 " X12	25	16	25		50
Q26711-20-20	1.5/8 " X12	32	20	26		50
Q26711-24-20T	1.7/8 " X12	32	20	26.5		60
Q26711-24-24	1.7/8 " X12	38	24	26.5		60
Q26711-32-24T	2.1/2 " X12	38	24	26.5		75
Q26711-32-32T	2.1/2 " X12	51	32	27		75

注：1. 表中代号用于编织软管。2. 如需用于缠绕软管代号改为Q26712-XX-XX。 Note:1.For use with braided hoses. 2.If use with spiral hoses,hose fitting series number is Q26712-XX-XX.

### Q26711D

美制JIC内螺纹74°内锥面双六角

JIC Female 74° Cone Seat ISO 12151-5 Double Hexagon SAE J514



代号 PART NO.	螺纹T THREAD T	软管 HOSE BORE		尺寸 DIMENSIONS		
		公称内径DN	标号 DASH	L	S1	S2
Q26711D-04-04	7/16 " X20	6	04	20	14	14
Q26711D-05-04	1/2 " X20	6	04	20.5	17	17
Q26711D-06-04	9/16 " X18	6	04	21	19	19
Q26711D-06-06	9/16 " X18	10	06	21	19	19
Q26711D-08-06	3/4 " X16	10	06	25	24	22
Q26711D-08-08	3/4 " X16	13	08	24.5	24	22
Q26711D-08-10	3/4 " X16	16	10	25.5	24	22
Q26711D-10-08	7/8 " X14	13	08	28	27	27
Q26711D-10-10	7/8 " X14	16	10	29	27	27
Q26711D-12-12	1.1/16 " X12	19	12	31.5	32	32
Q26711D-16-12	1.5/16 " X12	19	12	33.5	41	41
Q26711D-16-16	1.5/16 " X12	25	16	34.5	41	41
Q26711D-16-20	1.5/16 " X12	32	20	36.5	41	41
Q26711D-20-20	1.5/8 " X12	32	20	39	50	50

注：1. 表中代号用于编织软管。2. 如需用于缠绕软管代号改为Q26712D-XX-XX。 Note:1.For use with braided hoses. 2.If use with spiral hoses,hose fitting series number is Q26712D-XX-XX.



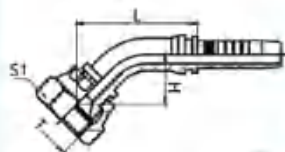
## Q26711D-SM

美制JIC内螺纹74°内锥面双六角  
JIC Female 74° Cone Seat ISO 12151-5 Double Hexagon SAE J514

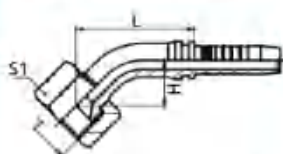
代号 PART NO.	螺纹T	软管 HOSE BORE		尺寸 DIMENSIONS		
	THREAD T	公称内径DN	标号 DASH	L	S1	S2
Q26711D-04-04SM	7/16" X20	6	04	20	12	14
Q26711D-05-04SM	1/2" X20	6	04	20.5	12	17
Q26711D-06-04SM	9/16" X18	6	04	21	14	19
Q26711D-06-06SM	9/16" X18	10	06	21	17	19
Q26711D-08-06SM	3/4" X16	10	06	25	19	22
Q26711D-08-08SM	3/4" X16	13	08	24.5	22	22
Q26711D-08-10SM	3/4" X16	16	10	25.5	22	22
Q26711D-10-08SM	7/8" X14	13	08	24	22	27
Q26711D-10-10SM	7/8" X14	16	10	27	22	27
Q26711D-12-12SM	1.1/16" X12	19	12	31.5	27	32
Q26711D-16-12SM	1.5/16" X12	19	12	31.5	32	41
Q26711D-16-16SM	1.5/16" X12	25	16	32.5	32	41
Q26711D-20-20SM	1.5/8" X12	32	20	37	41	50

注：1、表中代号用于编织软管。2、如需用于缠绕软管代号改为Q26712D-XX-XXSM。 Note:1 For use with braided hoses. 2.If use with spiral hoses,hose fitting series number is Q26712D-XX-XXSM.

## Q26741

45°美制JIC内螺纹74°内锥面  
45°JIC Female 74° Cone Seat ISO 12151-5 -SAE J514

## Q26741-T



代号 PART NO.	螺纹T	软管 HOSE BORE		尺寸 DIMENSIONS		
	THREAD T	公称内径DN	标号 DASH	L	H	S1
Q26741-04-04	7/16" X20	6	04	33.8	10	14
Q26741-05-04	1/2" X20	6	04	33.8	10	17
Q26741-05-05	1/2" X20	8	05	33.7	10	17
Q26741-06-04T	9/16" X18	6	04	34.8	11	19
Q26741-06-05	9/16" X18	8	05	34.7	11	19
Q26741-06-06	9/16" X18	10	06	37	11	19
Q26741-06-08	9/16" X18	13	08	46.3	15	19
Q26741-08-06T	3/4" X16	10	06	41	15	22
Q26741-08-08	3/4" X16	13	08	46.3	15	22
Q26741-08-10	3/4" X16	16	10	55.2	16	22
Q26741-10-08T	7/8" X14	13	08	47.3	16	27
Q26741-10-10	7/8" X14	16	10	55.2	16	27
Q26741-10-12	7/8" X14	19	12	63.7	21	27
Q26741-12-08T	1.1/16" X12	13	08	52.3	21	32
Q26741-12-10T	1.1/16" X12	16	10	60.2	21	32
Q26741-12-12	1.1/16" X12	19	12	63.7	21	32
Q26741-14-12T	1.3/16" X12	19	12	73.5	31	36
Q26741-16-12T	1.5/16" X12	19	12	66.7	24	41
Q26741-16-16	1.5/16" X12	25	16	73.4	24	41
Q26741-20-16T	1.5/8" X12	25	16	81.4	32	50
Q26741-20-20	1.5/8" X12	32	20	92.8	32	50
Q26741-24-20T	1.7/8" X12	32	20	102.8	42	60
Q26741-24-24	1.7/8" X12	38	24	113.1	42	60
Q26741-32-24T	2.1/2" X12	38	24	122.6	51.5	75
Q26741-32-32T	2.1/2" X12	51	32	136.5	51.5	75

注：1、表中代号用于编织软管。2、如需用于缠绕软管代号改为Q26742-XX-XX。 Note:1.For use with braided hoses. 2.If use with spiral hoses,hose fitting series number is Q26742-XX-XX.



### Q26791

90°美制JIC 内螺纹74°内锥面

90°JIC Female 74° Cone Seat ISO 12151-5 -SAE J514



### Q26791-T



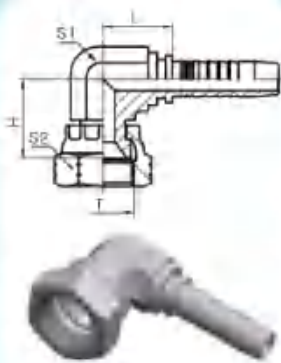
代号 PART NO.	螺纹T THREAD T	软管 HOSE BORE		尺寸 DIMENSIONS		
		公称内径DN	标号 DASH	L	H	S1
Q26791-04-04	7/16" X20	6	04	32	32	14
Q26791-05-04	1/2" X20	6	04	32	32	17
Q26791-05-05	1/2" X20	8	05	32.5	32	17
Q26791-06-04T	9/16" X18	6	04	32	38	19
Q26791-06-05	9/16" X18	8	05	32.5	38	19
Q26791-06-06	9/16" X18	10	06	36.5	38	19
Q26791-06-08	9/16" X18	13	08	44.5	41	19
Q26791-08-06T	3/4" X16	10	06	36.5	41	22
Q26791-08-08	3/4" X16	13	08	44.5	41	22
Q26791-08-10	3/4" X16	16	10	55	47	22
Q26791-10-08T	7/8" X14	13	08	44.5	47	27
Q26791-10-10	7/8" X14	16	10	55	47	27
Q26791-10-12	7/8" X14	19	12	62	58	27
Q26791-12-08T	1.1/16" X12	13	08	44.5	58	32
Q26791-12-10T	1.1/16" X12	16	10	55	58	32
Q26791-12-12	1.1/16" X12	19	12	62	58	32
Q26791-14-12T	1.3/16" X12	19	12	64	63.5	36
Q26791-16-12T	1.5/16" X12	19	12	62	71	41
Q26791-16-16	1.5/16" X12	25	16	74	71	41
Q26791-20-16T	1.5/8" X12	25	16	74	78	50
Q26791-20-20	1.5/8" X12	32	20	91.5	78	50
Q26791-24-20T	1.7/8" X12	32	20	91.5	86	60
Q26791-24-24	1.7/8" X12	38	24	108	86	60
Q26791-32-24T	2.1/2" X12	38	24	108	140	75
Q26791-32-32T	2.1/2" X12	51	32	133.8	140	75

注：1、表中代号用于编织软管。2、如需用于缠绕软管代号改为Q26792-XX-XX。 Note:1.For use with braided hoses. 2.If use with spiral hoses,hose fitting series number is Q26792-XX-XX.

### Q26791-K

90°美制短身JIC 内螺纹74°内锥面

90°JIC Compact Female 74° Cone Seat SAE J514



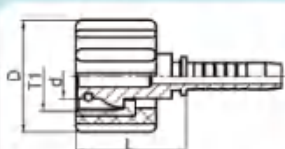
代号 PART NO.	螺纹T THREAD T	软管 HOSE BORE		尺寸 DIMENSIONS			
		公称内径DN	标号 DASH	L	H	S1	S2
Q26791K-04-04	7/16" X20	6	04	17.5	18	11	14
Q26791K-05-05	1/2" X20	8	05	19.5	18	11	17
Q26791K-06-04	9/16" X18	6	04	19	21	14	19
Q26791K-06-06	9/16" X18	10	06	20	21	16	19
Q26791K-08-06	3/4" X16	10	06	23	25	19	24
Q26791K-08-08	3/4" X16	13	08	23.5	25	22	24
Q26791K-10-08	7/8" X14	13	08	23.5	27.5	22	27
Q26791K-10-10	7/8" X14	16	10	25	27.5	22	27
Q26791K-12-12	1.1/16" X12	19	12	27.5	30	27	32
Q26791K-16-16	1.5/16" X12	25	16	43	34.3	33	41

注：1、表中代号用于编织软管。2、如需用于缠绕软管代号改为Q26792K-XX-XX。 Note:1.For use with braided hoses. 2.If use with spiral hoses,hose fitting series number is Q26792K-XX-XX.



### Q20011-T

公制内螺纹高压水管接头  
Metric Female Waterwash Inserts



代号 PART NO.	螺纹T THREAD T	软管 HOSE BORE		尺寸 DIMENSIONS		
		公称内径DN	标号 DASH	L	D	d
Q20011-22-04T	M22X1.5	6	04	35	34.5	14
Q20011-22-05T	M22X1.5	8	05	35	34.5	14
Q20011-22-06T	M22X1.5	10	06	35	34.5	14

### Q17811-S

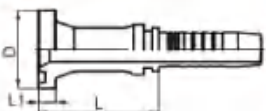
美制外螺纹45°扩口  
SAE 24° J512 FLARE



代号 PART NO.	软管 HOSE BORE		尺寸 DIMENSIONS		
	公称内径 DN	标号 DASH	L	S1	
Q17811-04-04S	6	04	43	12	
Q17811-05-04S	6	04	46.5	14	
Q17811-06-05S	8	05	48	17	
Q17811-06-06S	10	06	48	17	
Q17811-08-06S	10	06	50	19	
Q17811-08-08S	13	08	51	19	
Q17811-10-08S	13	08	52.5	24	
Q17811-10-10S	16	10	53	24	

### Q87311

SAE法兰 3000 PSI 61型  
SAE Flange 3000 PSI Code 61 ISO 12151-3-SAE J516



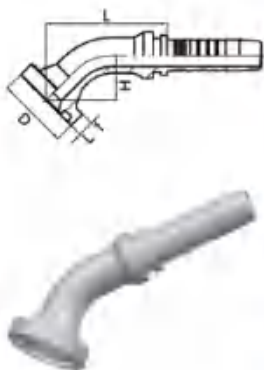
代号 PART NO.	螺纹T THREAD T	软管 HOSE BORE		尺寸 DIMENSIONS		
		公称内径DN	标号 DASH	L	D	L1
Q87311-08-08	1/2"	13	08	46	30.2	6.73
Q87311-12-08	3/4"	13	08	47	38.1	6.73
Q87311-12-10	3/4"	16	10	48	38.1	6.73
Q87311-12-12	3/4"	19	12	48	38.1	6.73
Q87311-12-16	3/4"	25	16	49	38.1	6.73
Q87311-16-12	1"	19	12	51	44.4	8
Q87311-16-16	1"	25	16	52	44.4	8
Q87311-16-20	1"	32	20	53	44.4	8
Q87311-20-16	1.1/4"	25	16	57	50.8	8
Q87311-20-20	1.1/4"	32	20	58	50.8	8
Q87311-24-20	1.1/2"	32	20	68	60.3	8
Q87311-24-24	1.1/2"	38	24	68	60.3	8
Q87311-32-24	2"	38	24	66	71.4	9.53
Q87311-32-32	2"	51	32	66	71.4	9.53

注：1、表中代号用于编织软管。2、如需用于缠绕软管代号改为Q87312-XX-XX。 Note: 1. For use with braided hoses. 2. If use with spiral hoses, hose fitting series number is Q87312-XX-XX.

### Q87341

45°SAE法兰 3000 PSI 61型

45°SAE Flange 3000 PSI Code 61 ISO 12151-3-SAE J516



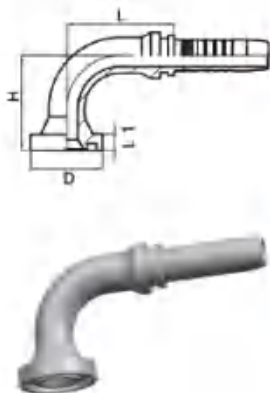
代号 PART NO.	螺纹T THREAD T	软管 HOSE BORE		尺寸 DIMENSIONS			
		公称内径DN	标号 DASH	L	H	D	L1
Q87341-08-08	1/2"	13	08	50.3	19	30.2	6.73
Q87341-12-08	3/4"	13	08	57.3	26	38.1	6.73
Q87341-12-10	3/4"	16	10	65.2	26	38.1	6.73
Q87341-12-12	3/4"	19	12	68.7	26	38.1	6.73
Q87341-12-16	3/4"	25	16	79.4	30	38.1	6.73
Q87341-16-12	1"	19	12	74.7	32	44.4	8
Q87341-16-16	1"	25	16	81.4	32	44.4	8
Q87341-16-20	1"	32	20	95.8	35	44.4	8
Q87341-20-16	1.1/4"	25	16	87.4	38	50.8	8
Q87341-20-20	1.1/4"	32	20	98.8	38	50.8	8
Q87341-24-20	1.1/2"	32	20	104.75	44	60.3	8
Q87341-24-24	1.1/2"	38	24	115.1	44	60.3	8
Q87341-32-24	2"	38	24	127.1	56	71.4	9.53
Q87341-32-32	2"	51	32	141	56	71.4	9.53

注：1、表中代号用于编织软管。2、如需用于缠绕软管代号改为Q87342-XX-XX。 Note:1.For use with braided hoses. 2.If use with spiral hoses,hose fitting series number is Q87342-XX-XX.

### Q87391

90°SAE法兰 3000 PSI 61型

90°SAE Flange 3000 PSI Code 61 ISO 12151-3-SAE J516



代号 PART NO.	螺纹T THREAD T	软管 HOSE BORE		尺寸 DIMENSIONS			
		公称内径DN	标号 DASH	L	H	D	L1
Q87391-08-08	1/2"	13	08	44.5	40	30.2	6.73
Q87391-12-08	3/4"	13	08	44.5	58	38.1	6.73
Q87391-12-10	3/4"	16	10	55	58	38.1	6.73
Q87391-12-12	3/4"	19	12	62	58	38.1	6.73
Q87391-12-16	3/4"	25	16	74	68	38.1	6.73
Q87391-16-12	1"	19	12	62	70	44.4	8
Q87391-16-16	1"	25	16	74	70	44.4	8
Q87391-16-20	1"	32	20	91.5	82	44.4	8
Q87391-20-16	1.1/4"	25	16	74	90	50.8	8
Q87391-20-20	1.1/4"	32	20	91.5	90	50.8	8
Q87391-24-20	1.1/2"	32	20	91.5	104	60.3	8
Q87391-24-24	1.1/2"	38	24	108	104	60.3	8
Q87391-32-24	2"	38	24	108	138	71.4	9.53
Q87391-32-32	2"	51	32	133.8	138	71.4	9.53

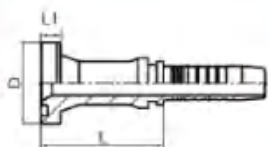
注：1、表中代号用于编织软管。2、如需用于缠绕软管代号改为Q87392-XX-XX。 Note:1.For use with braided hoses. 2.If use with spiral hoses,hose fitting series number is Q87392-XX-XX.



## Q87611

SAE法兰 6000 PSI 62型

SAE Flange 6000 PSI Code 62 ISO 12151-3-SAE J516



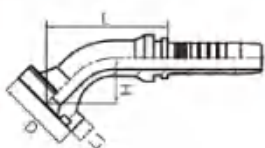
代号 PART NO.	法兰型号 FLANGE SIZE	软管 HOSE BORE		尺寸 DIMENSIONS			
		公称内径DN	标号 DASH	L	D	L1	
Q87611-08-08	1/2"	13	08	47	31.7	7.75	
Q87611-12-10	3/4"	16	10	51	41.3	8.76	
Q87611-12-12	3/4"	19	12	51	41.3	8.76	
Q87611-16-12	1"	19	12	56	47.6	9.53	
Q87611-16-16	1"	25	16	57	47.6	9.53	
Q87611-16-20	1"	32	20	58	47.6	9.53	
Q87611-20-16	1.1/4"	25	16	65	54	10.29	
Q87611-20-20	1.1/4"	32	20	66	54	10.29	
Q87611-24-20	1.1/2"	32	20	75	63.5	12.57	
Q87611-24-24	1.1/2"	38	24	75	63.5	12.57	
Q87611-32-24	2"	38	24	85	79.4	12.57	
Q87611-32-32	2"	51	32	85	79.4	12.57	

注：1、表中代号用于编织软管。2、如需用于缠绕软管代号改为Q87612-XX-XX。 Note:1.For use with braided hoses. 2.If use with spiral hoses,hose fitting series number is Q87612-XX-XX.

## Q87641

45°SAE法兰 6000 PSI 62型

45°SAE Flange 6000 PSI Code 62 ISO 12151-3-SAE J516



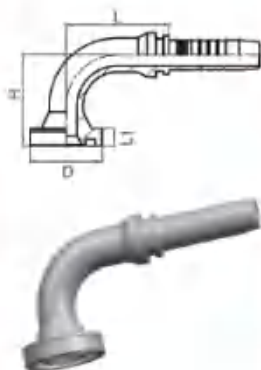
代号 PART NO.	法兰型号 FLANGE SIZE	软管 HOSE BORE		尺寸 DIMENSIONS			
		公称内径DN	标号 DASH	L	H	D	L1
Q87641-08-08	1/2"	13	08	50.3	19	31.7	7.75
Q87641-12-10	3/4"	16	10	65.2	26	41.3	8.76
Q87641-12-12	3/4"	19	12	68.7	26	41.3	8.76
Q87641-16-12	1"	19	12	74.7	32	47.6	9.53
Q87641-16-16	1"	25	16	81.4	32	47.6	9.53
Q87641-16-20	1"	32	20	95.8	35	47.6	9.53
Q87641-20-16	1.1/4"	25	16	87.4	38	54	10.29
Q87641-20-20	1.1/4"	32	20	98.8	38	54	10.29
Q87641-24-20	1.1/2"	32	20	104.8	44	63.5	12.57
Q87641-24-24	1.1/2"	38	24	115.1	44	63.5	12.57
Q87641-32-24	2"	38	24	127.1	56	79.4	12.57
Q87641-32-32	2"	51	32	141	56	79.4	12.57

注：1、表中代号用于编织软管。2、如需用于缠绕软管代号改为Q87642-XX-XX。 Note:1.For use with braided hoses. 2.If use with spiral hoses,hose fitting series number is Q87642-XX-XX.

### Q87691

90°SAE法兰 6000 PSI 62型

90°SAE Flange 6000 PSI Code 62 ISO 12151-3-SAE J516



代号 PART NO.	法兰型号 FLANGE SIZE	软管 HOSE BORE		尺寸 DIMENSIONS			
		公称内径DN	标号 DASH	L	H	D	L1
Q87691-08-08	1/2"	13	08	44.5	40	31.7	7.75
Q87691-12-10	3/4"	16	10	55	58	41.3	8.76
Q87691-12-12	3/4"	19	12	62	58	41.3	8.76
Q87691-16-12	1"	19	12	62	70	47.6	9.53
Q87691-16-16	1"	25	16	74	70	47.6	9.53
Q87691-16-20	1"	32	20	91.5	82	47.6	9.53
Q87691-20-16	1.1/4"	25	16	74	90	54	10.29
Q87691-20-20	1.1/4"	32	20	91.5	90	54	10.29
Q87691-24-20	1.1/2"	32	20	91.5	104	63.5	12.57
Q87691-24-24	1.1/2"	38	24	108	104	63.5	12.57
Q87691-32-24	2"	38	24	108	138	79.4	12.57
Q87691-32-32	2"	51	32	133.8	138	79.4	12.57

注：1、表中代号用于编织软管。2、如需用于缠绕软管代号改为Q87692-XX-XX。 Note:1.For use with braided hoses. 2.If use with spiral hoses,hose fitting series number is Q87692-XX-XX.

### Q60011

矿用快速软管接头

MT Staple Ockclip Fastener Male

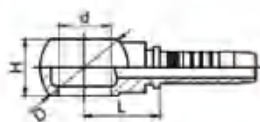


代号 PART NO.	规格 SIZE	尺寸 DIMENSIONS		
		A1	D1	D2
Q60011-04-04D	1/4"	36.5	15	10
Q60011-05-05D	5/16"	36.5	20	14
Q60011-06-06D	3/8"	36.5	20	14
Q60011-08-08D	1/2"	37	24	18
Q60011-10-10D	5/8"	38	26	21
Q60011-12-12D	3/4"	38	29	24
Q60011-16-16D	1"	44	39	31
Q60011-20-20D	1.1/4"	46	46	38
Q60011-24-24D	1.1/2"	51	55	47
Q60011-32-32D	2"	51	64	56
Q60011-20-20G	1.1/4"	66	45.5	38
Q60011-24-24G	1.1/2"	72	54.5	44
Q60011-32-32G	2"	72	63.5	50
Q60011-04-04K	1/4"	33.5	15	11
Q60011-05-05K	5/16"	33.5	18	13
Q60011-06-06K	3/8"	33.5	18	15
Q60011-08-08K	1/2"	33.5	22	18
Q60011-10-10K	5/8"	38	25	20
Q60011-12-12K	3/4"	40	28	24
Q60011-16-16K	1"	40	35	30
Q60011-20-20K	1.1/4"	42	42	38

注：1、表中代号用于编织软管。2、如需用于缠绕软管代号改为Q60012-XX-XX。3、D:SAE通用类；G:SAE高压类；K:煤标。 Note:1.For use with braided hoses. 2.If use with spiral hoses,hose fitting series number is Q60012-XX-XX. 3.D:SAEGeneral; G:SAEHigh pressure; K:MT



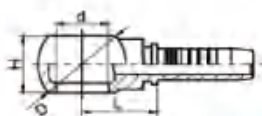
## Q70011

公制铰接体  
Metric Banjo DIN 7642

代号 PART NO.	螺栓 BOLT	软管 HOSE BORE		尺寸 DIMENSIONS			
		公称内径DN	标号 DASH	L	d	D	H
Q70011-10-03	M10X1	5	03	17	10.1	17	10
Q70011-10-04	M10X1	6	04	19.5	10.1	17	10
Q70011-12-04	M12X1.5	6	04	21	12.1	20	12
Q70011-12-05	M12X1.5	8	05	22.5	12.1	22	12
Q70011-12-06	M12X1.5	10	06	21	12.1	20	12
Q70011-14-04	M14X1.5	6	04	24.5	14.1	24	14
Q70011-14-05	M14X1.5	8	05	21	14.1	24	14
Q70011-14-06	M14X1.5	10	06	24.5	14.1	24	14
Q70011-16-04	M16X1.5	6	04	24	16.1	28	18
Q70011-16-05	M16X1.5	8	05	24	16.1	28	18
Q70011-16-06	M16X1.5	10	06	24	16.1	28	18
Q70011-18-04	M18X1.5	6	04	30.5	18.1	32	20
Q70011-18-05	M18X1.5	8	05	24.5	18.1	32	20
Q70011-18-06	M18X1.5	10	06	24.5	18.1	32	20
Q70011-18-08	M18X1.5	13	08	25	18.1	32	20
Q70011-22-06	M22X1.5	10	06	27	22.1	35	22
Q70011-22-08	M22X1.5	13	08	27.5	22.1	35	22
Q70011-22-10	M22X1.5	16	10	28	22.1	39	22
Q70011-26-12	M26X1.5	19	12	36.5	26.1	45	29
Q70011-30-16	M30X1.5	25	16	40	30.1	54	36
Q70011-30-20	M30X1.5	32	20	41	30.1	54	36

注: 1、表中代号用于编织软管。2、如需用于缠绕软管代号改为Q70012-XX-XX。 Note: 1. For use with braided hoses. 2. If use with spiral hoses, hose fitting series number is Q70012-XX-XX.

## Q72011

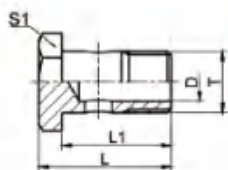
英制铰接体  
BSP Banjo

代号 PART NO.	螺栓 BOLT	软管 HOSE BORE		尺寸 DIMENSIONS			
		公称内径DN	标号 DASH	L	d	D	H
Q72011-04-04	G1/4" X19	6	04	19.5	13.3	24	14
Q72011-04-05	G1/4" X19	8	05	19.5	13.3	24	14
Q72011-04-06	G1/4" X19	10	06	22	13.3	24	14
Q72011-06-04	G3/8" X19	6	04	22	16.7	29	18
Q72011-06-05	G3/8" X19	8	05	22	16.7	29	20
Q72011-06-06	G3/8" X19	10	06	22	16.7	29	20
Q72011-06-08	G3/8" X19	13	08	23.5	16.7	28	20
Q72011-08-05	G1/2" X14	8	05	27.5	21	35	22
Q72011-08-06	G1/2" X14	10	06	27.5	21.2	35	22
Q72011-08-08	G1/2" X14	13	08	27.5	21.2	36	25
Q72011-08-10	G1/2" X14	16	10	28.5	21.2	36	25
Q72011-10-10	G5/8" X14	16	10	28	23	40	27
Q72011-12-10	G3/4" X14	16	10	32	26.5	48	31
Q72011-12-12	G3/4" X14	19	12	32	26.5	48	31
Q72011-16-08	G1" X11	13	08	40	33.3	48	36
Q72011-16-12	G1" X11	19	12	40	33.3	54	36
Q72011-16-16	G1" X11	25	16	41	33.3	54	36

注: 1、表中代号用于编织软管。2、如需用于缠绕软管代号改为Q72012-XX-XX。 Note: 1. For use with braided hoses. 2. If use with spiral hoses, hose fitting series number is Q72012-XX-XX.

### Q700M

公制铰接螺栓  
Metric Bolt DIN 7643

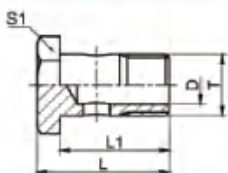


代号 PART NO.	螺纹T THREAD T	尺寸 DIMENSIONS		
		L	L1	S1
Q700M-10	M10X1	19.5	6	14
Q700M-12	M12X1.5	24.5	6	17
Q700M-14	M14X1.5	26	6	19
Q700M-16	M16X1.5	28.5	6	22
Q700M-18	M18X1.5	32.5	6	24
Q700M-22	M22X1.5	39	8	27
Q700M-26	M26X1.5	46	10	32
Q700M-30	M30X1.5	51	10	36

注：配S70011使用。 Note: USE for S70011 series

### Q720B

英制铰接螺栓  
BSP Bolt



代号 PART NO.	螺纹T THREAD T	尺寸 DIMENSIONS		
		L	L1	S1
Q720B-02	G1/8 " X28	29.5	4.8	14
Q720B-04	G1/4 " X19	28.5	6	19
Q720B-06	G3/8 " X19	38.5	7	22
Q720B-08	G1/2 " X14	44	8.5	27
Q720B-10	G5/8 " X14	48.5	10	30
Q720B-12	G3/4 " X14	46	10	32
Q720B-16	G1 " X11	68.5	13	41

注：配S72011使用。 Note: USE for S72011 series.

### Q90011

双面连接芯  
Double Connector



代号 PART NO.	软管 HOSE BORE		尺寸 DIMENSIONS		
	公称内径DN	标号 DASH	L		
Q90011-04	6	04	12		
Q90011-05	8	05	12		
Q90011-06	10	06	12		
Q90011-08	13	08	13		
QS90011-10	16	10	16		
QS90011-12	19	12	16		
QS90011-16	25	16	23		
QS90011-20	32	20	26		
QS90011-24	38	24	26		
QS90011-32	51	32	26		

注：1、表中代号用于编织软管。2、如需用于缠绕软管代号改为Q90012-XX-XX。 Note:1.For use with braided hoses. 2.If use with spiral hoses,hose fitting series number is Q90012-XX-XX.



### Q20513-T

公制内螺纹24°锥 带O型圈重系列

Metric Female 24° Cone O-Ring H.T. ISO 12151-2-DIN 3865

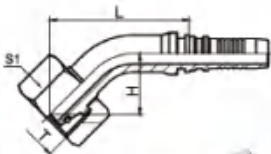


代号 PART NO.	螺纹T	软管 HOSE BORE		管子外径	尺寸 DIMENSIONS		
	THREAD T	公称内径DN	标号 DASH	TUBE O. D	L		S1
Q20513-36-12T	M36X2	19	12	25	33.5		46
Q20513-42-16T	M42X2	25	16	30	37.5		50
Q20513-52-20T	M52X2	32	20	38	45.5		60

### Q20543-T

45°公制内螺纹24°锥 带O型圈重系列

45°Metric Female 24° Cone O-Ring H.T. ISO 12151-2-DIN 3865

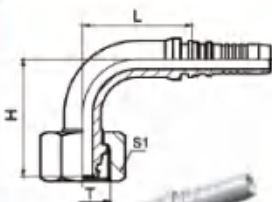


代号 PART NO.	螺纹T	软管 HOSE BORE		管子外径	尺寸 DIMENSIONS		
	THREAD T	公称内径DN	标号 DASH	TUBE O. D	L	H	S1
Q20543-36-12T	M36X2	19	12	25	80.2	30.5	46
Q20543-42-16T	M42X2	25	16	30	85.4	35.5	50
Q20543-52-20T	M52X2	32	20	38	110.75	42	60

### Q20593-T

90°公制内螺纹24°锥 带O型圈重系列

90°Metric Female 24° Cone O-Ring H.T. ISO 12151-2-DIN 3865



代号 PART NO.	螺纹T	软管 HOSE BORE		管子外径	尺寸 DIMENSIONS		
	THREAD T	公称内径DN	标号 DASH	TUBE O. D	L	H	S1
Q20593-36-12T	M36X2	19	12	25	69	59	46
Q20593-42-16T	M42X2	25	16	30	74.5	70	50
Q20593-50-20T	M52X2	32	20	38	99.5	87	60

Q22613-OR

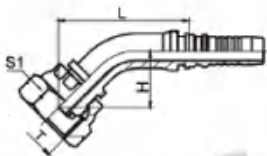
英管内螺纹60°外锥面带O型圈  
BSP Female 60°O-Ring Cone ISO 12151-6



代号 PART NO.	螺纹 T THREAD T	软管 HOSE BORE		尺寸 DIMENSIONS		
		公称内径DN	标号 DASH	L		S1
Q22613-12-12OR	G3/4"X14	19	12	26.5		32
Q22613-16-16OR	G1"X11	25	16	30.4		41
Q22613-20-20OR	G1.1/4"X11	32	20	35.8		50
Q22613-24-24OR	G1.1/2"X11	38	24	36.7		55

Q22643-OR

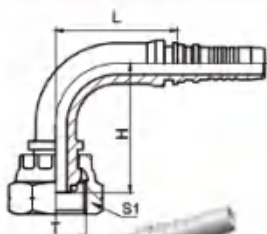
45°英管内螺纹60°外锥面 带O型圈  
45°BSP Female 60°O-Ring Cone ISO 12151-6



代号 PART NO.	螺纹 T THREAD T	软管 HOSE BORE		尺寸 DIMENSIONS		
		公称内径DN	标号 DASH	L	H	S1
Q22643-12-12OR	G3/4"X14	19	12	78.7	29	32
Q22643-16-16OR	G1"X11	25	16	84.9	35	41
Q22643-20-20OR	G1.1/4"X11	32	20	108.8	40	50
Q22643-24-24OR	G1.1/2"X11	38	24	123.1	50	55

Q22693-OR

90°英管内螺纹60°外锥面 带O型圈  
90°BSP Female 60°O-Ring Cone ISO 12151-6



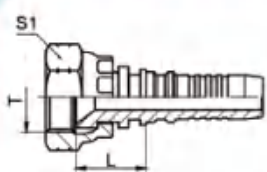
代号 PART NO.	螺纹 T THREAD T	软管 HOSE BORE		尺寸 DIMENSIONS		
		公称内径DN	标号 DASH	L	H	S1
Q22693-12-12OR	G3/4"X14	19	12	69	58	32
Q22693-16-16OR	G1"X11	25	16	74.5	70	41
Q22693-20-20OR	G1.1/4"X11	32	20	99.5	85	50
Q22693-24-24OR	G1.1/2"X11	38	24	110	100	55



## Q26713

美制JIC内螺纹74°内锥面

JIC Female 74° Cone Seat ISO 12151-5 -SAE J514

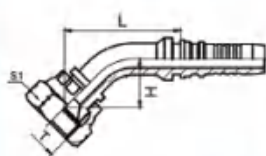


代号 PART NO.	螺纹T	软管 HOSE BORE		尺寸 DIMENSIONS		
	THREAD T	公称内径DN	标号 DASH	L	H	S1
Q26713-12-12	1.1/16" X12	19	12	26.5		32
Q26713-16-16	1.5/16" X12	25	16	29.4		41
Q26713-20-20	1.5/8" X12	32	20	32.3		50
Q26713-24-24	1.7/8" X12	38	24	35.2		60
QS26713-32-32	2.1/2" X12	50	32	34.5		75

## Q26743

45° 美制JIC内螺纹74°内锥面

45° JIC Female 74° Cone Seat ISO 12151-5 -SAE J514

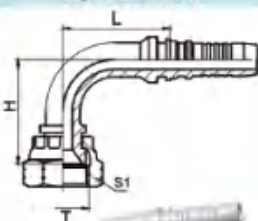


代号 PART NO.	螺纹T	软管 HOSE BORE		尺寸 DIMENSIONS		
	THREAD T	公称内径DN	标号 DASH	L	H	S1
Q26743-12-12	1.1/16" X12	19	12	70.7	21	32
Q26743-16-16	1.5/16" X12	25	16	73.9	24	41
Q26743-20-20	1.5/8" X12	32	20	100.8	32	50
Q26743-24-24	1.7/8" X12	38	24	115.1	42	60
Q26743-32-32	2.1/2" X12	51	32	136	51.5	75

## Q26793

90° 美制JIC内螺纹74°内锥面

90° JIC Female 74° Cone Seat ISO 12151-5 -SAE J514

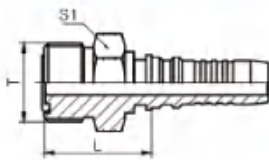


代号 PART NO.	螺纹T	软管 HOSE BORE		尺寸 DIMENSIONS		
	THREAD T	公称内径DN	标号 DASH	L	H	S1
Q26793-12-12	1.1/16" X12	19	12	69	58	32
Q26793-16-16	1.5/16" X12	25	16	74.5	71	41
Q26793-20-20	1.5/8" X12	32	20	99.5	78	50
Q26793-24-24	1.7/8" X12	38	24	110	86	60
Q26793-32-32	2.1/2" X12	50	32	133.3	140	75

Q14213

美制ORFS外螺纹平面O型圈密封

ORFS Male O-Ring Seal ISO 12151-1 -SAE J1453

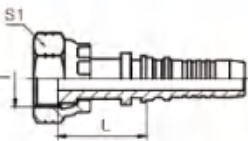


代号 PART NO.	螺纹T THREAD T	软管 HOSE BORE		尺寸 DIMENSIONS		
		公称内径DN	标号 DASH	L		S1
Q14213-12-12	1.3/16" X12	19	12	38.5		32
Q14213-16-16	1.7/16" X12	25	16	40.5		38
Q14213-20-20	1.11/16" X12	32	20	42.5		46
Q14213-24-24	2" X12	24	24	45.5		55

Q24213

美制ORFS内螺纹平面

ORFS Female Flat Seat ISO 12151-1- SAE J516

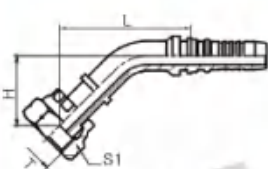


代号 PART NO.	螺纹T THREAD T	软管 HOSE BORE		尺寸 DIMENSIONS		
		公称内径DN	标号 DASH	L		S1
Q24213-12-12	1.3/16" X12	19	12	41		36
Q24213-16-16	1.7/16" X12	25	16	44.4		41
Q24213-20-20	1.11/16" X12	32	20	47.8		50
Q24213-24-24	2" X12	38	24	48.2		60

Q24243

45°美制ORFS内螺纹平面

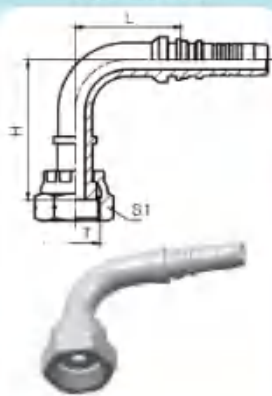
45°Elbow ORFS Female Flat Seat ISO 12151-1- SAE J516



代号 PART NO.	螺纹T THREAD T	软管 HOSE BORE		尺寸 DIMENSIONS		
		公称内径DN	标号 DASH	L	H	S1
Q 24243-12-12	1.3/16" X12	19	12	70.7	21	36
Q 24243-16-16	1.7/16" X12	25	16	73.9	24	41
Q 24243-20-20	1.11/16" X12	32	20	100.8	32	50
Q 24243-24-24	2" X12	38	24	115.1	42	60



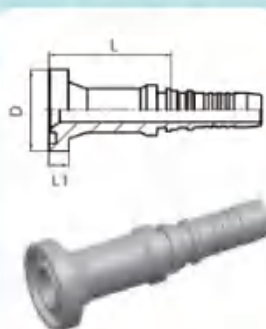
### Q24293



90° 美制ORFS内螺纹平面  
90° Elbow ORFS Female Flat Seat ISO 12151-1- SAE J516

代号 PART NO.	螺纹T	软管 HOSE BORE		尺寸 DIMENSIONS		
	公称内径DN	标号 DASH	L	H	S1	
Q24293-12-12	1.3/16" X12	19	12	69	58	36
Q24293-16-16	1.7/16" X12	25	16	74.5	71	41
Q24293-20-20	1.11/16" X12	32	20	99.5	78	50
Q24293-24-24	2" X12	38	24	110	86	60

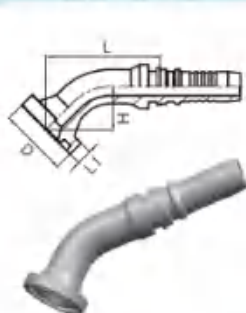
### Q87313



SAE法兰 3000PSI 61型  
SAE Flange 3000 PSI Code 61  
ISO 12151-3- SAE J516

代号 PART NO.	法兰型号	软管 HOSE BORE		尺寸 DIMENSIONS		
	FLANGE SIZE	公称内径DN	标号 DASH	L	D	L1
Q87313-12-12	3/4"	19	12	50	38.1	6.73
Q87313-16-12	1"	19	12	53	44.4	8
Q87313-16-16	1"	25	16	54	44.4	8
Q87313-20-16	1.1/4"	25	16	59	50.8	8
Q87313-20-20	1.1/4"	32	20	60	50.8	8
Q87313-24-20	1.1/2"	32	20	70	60.3	8
Q87313-24-24	1.1/2"	38	24	70	60.3	8
Q87313-32-24	2"	38	24	67.5	71.4	9.53
Q87313-32-32	2"	51	32	64.5	71.4	9.53

### Q87343



45° 弯 SAE法兰 3000PSI 61型  
45° SAE Flange 3000 PSI Code 61  
ISO 12151-3- SAE J516

代号 PART NO.	法兰型号	软管 HOSE BORE		尺寸 DIMENSIONS			
	FLANGE SIZE	公称内径DN	标号 DASH	L	H	D	L1
Q87343-12-12	3/4"	19	12	75.7	26	38.1	6.73
Q87343-16-12	1"	19	12	81.7	32	44.4	8
Q87343-16-16	1"	25	16	81.9	32	44.4	8
Q87343-20-16	1.1/4"	25	16	87.9	38	50.8	8
Q87343-20-20	1.1/4"	32	20	106.8	38	50.8	8
Q87343-24-20	1.1/2"	32	20	112.8	44	60.3	8
Q87343-24-24	1.1/2"	38	24	117.1	44	60.3	8
Q87343-32-24	2"	38	24	129.1	56	71.4	9.53
Q87343-32-32	2"	51	32	140.5	56	71.4	9.53

### Q87393

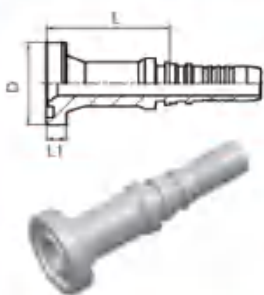
90°SAE法兰 3000 PSI 61型  
90°SAE Flange 3000 PSI Code 61 ISO 12151-3-SAE J516



代号 PART NO.	法兰型号 FLANGE SIZE	软管 HOSE BORE		尺寸 DIMENSIONS			
		公称内径DN	标号 DASH	L	H	D	L1
Q87393-12-12	3/4"	19	12	69	58	38.1	6.73
Q87393-16-12	1"	19	12	69	70	44.4	8
Q87393-16-16	1"	25	16	74.5	70	44.4	8
Q87393-20-16	1.1/4"	25	16	74.5	90	50.8	8
Q87393-20-20	1.1/4"	32	20	99.5	90	50.8	8
Q87393-24-20	1.1/2"	32	20	99.5	104	60.3	8
Q87393-24-24	1.1/2"	38	24	110	104	60.3	8
Q87393-32-24	2"	38	24	110	138	71.4	9.53
Q87393-32-32	2"	51	32	133.3	138	71.4	9.53

### Q87613

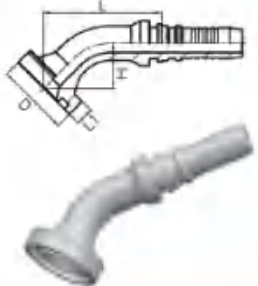
SAE法兰 6000 PSI 62型  
SAE Flange 6000 PSI Code 62 ISO 12151-3-SAE J516



代号 PART NO.	法兰型号 FLANGE SIZE	软管 HOSE BORE		尺寸 DIMENSIONS		
		公称内径DN	标号 DASH	L	D	L1
Q87613-12-12	3/4"	19	12	52.5	41.3	8.76
Q87613-16-12	1"	19	12	55.5	47.6	9.53
Q87613-16-16	1"	25	16	58.5	47.6	9.53
Q87613-20-16	1.1/4"	25	16	66	54	10.29
Q87613-20-20	1.1/4"	32	20	67.5	54	10.29
Q87613-24-20	1.1/2"	32	20	76	63.5	12.57
Q87613-24-24	1.1/2"	38	24	77	63.5	12.57
Q87613-32-24	2"	38	24	84	79.4	12.57
Q87613-32-32	2"	51	32	84	79.4	12.57

### Q87643

45°SAE法兰 6000 PSI 62型  
45°SAE Flange 6000 PSI Code 62 ISO 12151-3-SAE J516



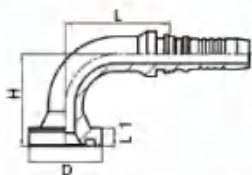
代号 PART NO.	法兰型号 FLANGE SIZE	软管 HOSE BORE		尺寸 DIMENSIONS			
		公称内径DN	标号 DASH	L	H	D	L1
Q87643-12-12	3/4"	19	12	75.7	26	41.3	8.76
Q87643-16-12	1"	19	12	81.7	32	47.6	9.53
Q87643-16-16	1"	25	16	81.9	32	47.6	9.53
Q87643-20-16	1.1/4"	25	16	87.9	38	54	10.29
Q87643-20-20	1.1/4"	32	20	106.8	38	54	10.29
Q87643-24-20	1.1/2"	32	20	112.8	44	63.5	12.57
Q87643-24-24	1.1/2"	38	24	117.1	44	63.5	12.57
Q87643-32-24	2"	38	24	129.1	56	79.4	12.57
Q87643-32-32	2"	51	32	140.5	56	79.4	12.57



## Q87693

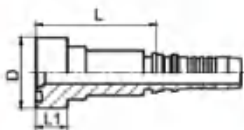
90°SAE法兰 6000 PSI 62型

90°SAE Flange 6000 PSI Code 62 ISO 12151-3-SAE J516



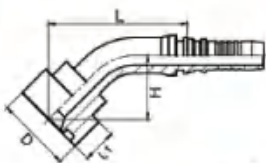
代号 PART NO.	法兰型号	软管 HOSE BORE		尺寸 DIMENSIONS			
	FLANGE SIZE	公称内径DN	标号 DASH	L	H	D	L1
Q87693-12-12	3/4"	19	12	69	58	41.3	8.76
Q87693-16-12	1"	19	12	69	70	47.6	9.53
Q87693-16-16	1"	25	16	74.5	70	47.6	9.53
Q87693-20-16	1.1/4"	25	16	74.5	90	54	10.29
Q87693-20-20	1.1/4"	32	20	99.5	90	54	10.29
Q87693-24-20	1.1/2"	32	20	99.5	104	63.5	12.57
Q87693-24-24	1.1/2"	38	24	110	104	63.5	12.57
Q87693-32-24	2"	38	24	110	138	79.4	12.57
Q87693-32-32	2"	51	32	133.3	138	79.4	12.57

## Q87913

SAE法兰 9000 PSI  
SAE Flange 9000 PSI

代号 PART NO.	法兰型号	软管 HOSE BORE		尺寸 DIMENSIONS			
	FLANGE SIZE	公称内径DN	标号 DASH	L	D		L1
Q87913-12-12	3/4"	19	12	58	41.3		14.3
Q87913-16-12	1"	19	12	62.5	47.6		14.3
Q87913-16-16	1"	25	16	63.5	47.6		14.3
Q87913-20-16	1.1/4"	25	16	70.5	54		14.3
Q87913-20-20	1.1/4"	32	20	71.5	54		14.3
Q87913-24-20	1.1/2"	32	20	78.5	63.5		14.3
Q87913-24-24	1.1/2"	38	24	79	63.5		14.3

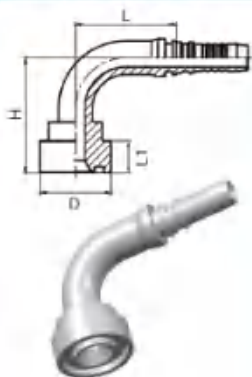
## Q87943

45°SAE法兰 9000 PSI  
45°SAE Flange 9000 PSI

代号 PART NO.	法兰型号	软管 HOSE BORE		尺寸 DIMENSIONS			
	FLANGE SIZE	公称内径DN	标号 DASH	L	H	D	L1
Q87943-12-12	3/4"	19	12	80	35	41.3	14.3
Q87943-16-12	1"	19	12	81.5	36.5	47.6	14.3
Q87943-16-16	1"	25	16	93	38	47.6	14.3
Q87943-20-16	1.1/4"	25	16	95.5	40	54	14.3
Q87943-20-20	1.1/4"	32	20	109	44.5	54	14.3
Q87943-24-20	1.1/2"	32	20	111	46.5	63.5	14.3
Q87943-24-24	1.1/2"	38	24	127	51.5	63.5	14.3

### Q87993

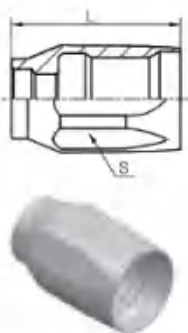
90°SAE法兰 9000 PSI  
90°SAE Flange 9000 PSI



代号 PART NO.	法兰型号 FLANGE SIZE	软管 HOSE BORE		尺寸 DIMENSIONS			
		公称内径DN	标号 DASH	L	H	D	L1
Q87993-12-12	3/4"	19	12	71	69	41.3	14.3
Q87993-16-12	1"	19	12	71	71	47.6	14.3
Q87993-16-16	1"	25	16	82	78	47.6	14.3
Q87993-20-16	1.1/4"	25	16	82	81	54	14.3
Q87993-20-20	1.1/4"	32	20	99.5	93.5	54	14.3
Q87993-24-20	1.1/2"	32	20	99.5	96.5	63.5	14.3
Q87993-24-24	1.1/2"	38	24	118	106	63.5	14.3

### Q00518

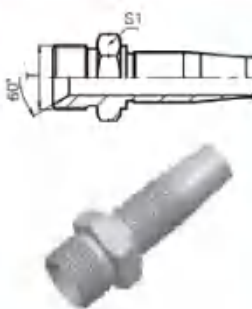
SAE 100 R5 软管可拆式套筒  
Ferrule For SAE 100 R5 Hose



代号 PART NO.	软管 HOSE BORE		尺寸 DIMENSIONS	
		标号 DASH	L	S
Q00518-04		04	28	17
Q00518-05		05	30.5	19
Q00518-06		06	33	22
Q00518-08		08	42	24
Q00518-10		10	45.5	30
Q00518-12		12	53.5	32
Q00518-16		16	42	36
Q00518-20		20	44.5	46
Q00518-24		24	47	50
Q00518-32		32	57	65

### Q12618-R5

英制外螺纹60°内锥面  
Male 60° Cone Seat



代号 PART NO.	螺纹 T THREAD T	软管 HOSE BORE		尺寸 DIMENSIONS	
		公称内径 DN	标号 DASH		S1
Q12618-04-04(R5)	G1/4"X19	5	4		14
Q12618-06-05(R5)	G3/8"X19	6	5		17
Q12618-06-06(R5)	G3/8"X19	8	6		17
Q12618-08-08(R5)	G1/2"X14	11	8		22
Q12618-10-10(R5)	G5/8"X14	13	10		24
Q12618-12-12(R5)	G3/4"X14	16	12		27
Q12618-16-16(R5)	G1"X11	22	16		36
Q12618-20-20(R5)	G1.1/4"X11	28	20		46
Q12618-24-24(R5)	G1.1/2"X11	35	24		50
Q12618-32-32(R5)	G2"X11	46	32		60



### Q15618-R5

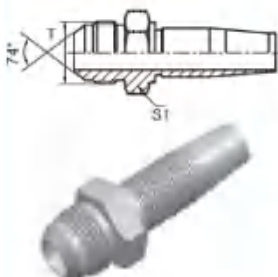
美制布锥管螺纹  
NPT Male



代号 PART NO.	螺纹 T THREAD T	软管 HOSE BORE		尺寸 DIMENSIONS	
			标号 DASH		S1
Q15618-02-04(R5)	Z1/8"X27		04		12
Q15618-04-04(R5)	Z1/4"X18		04		17
Q15618-04-06(R5)	Z1/4"X18		06		17
Q15618-06-05(R5)	Z3/8"X18		05		19
Q15618-06-06(R5)	Z3/8"X18		06		19
Q15618-08-08(R5)	Z1/2"X14		08		22
Q15618-12-10(R5)	Z3/4"X14		10		30
Q15618-12-12(R5)	Z3/4"X14		12		30
Q15618-16-16(R5)	Z1"X11.5		16		36
Q15618-20-20(R5)	Z1.1/4"X11.5		20		46
Q15618-24-24(R5)	Z1.1/2"X11.5		24		50
Q15618-32-32(R5)	Z2"X11.5		32		65

### Q16718-R5

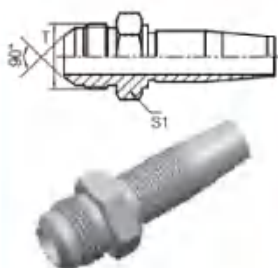
美制 JIC 外螺纹 74°外锥面  
JIC Male 74° Cone



代号 PART NO.	螺纹 T THREAD T	软管 HOSE BORE		尺寸 DIMENSIONS	
			标号 DASH		S1
Q16718-04-04(R5)	7/16"X20		04		12
Q16718-06-05(R5)	9/16"X18		05		17
Q16718-06-06(R5)	9/16"X18		06		17
Q16718-08-06(R5)	3/4"X16		06		22
Q16718-08-08(R5)	3/4"X16		08		22
Q16718-10-10(R5)	7/8"X14		10		24
Q16718-12-12(R5)	1.1/16"X12		12		30
Q16718-16-16(R5)	1.5/16"X12		16		36
Q16718-20-20(R5)	1.5/8"X12		20		46
Q16718-24-24(R5)	1.7/8"X12		24		50

### Q17818-R5

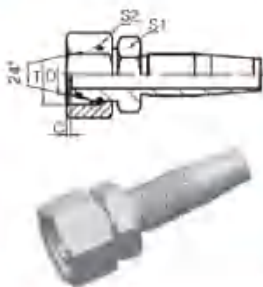
美制 SAE 外螺纹 90°外锥面  
SAE Male 90° Cone



代号 PART NO.	螺纹 T THREAD T	软管 HOSE BORE		尺寸 DIMENSIONS	
			标号 DASH		S1
Q17818-06-06(R5)	7/16"X20		06		17
Q17818-08-08(R5)	9/16"X18		08		22
Q17818-12-12(R5)	9/16"X18		12		30

### Q20418D-R5

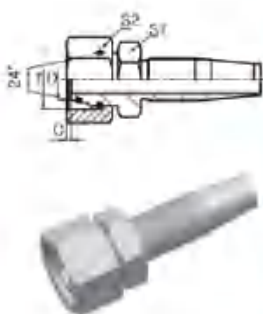
公制内螺纹24°锥带O型圈轻系列  
METRIC Female 24° Cone O-ring L.T.



代号 PART NO.	螺纹 T THREAD T	软管 HOSE BORE		管子外径 D TUBE O.D	尺寸 DIMENSIONS		
		公称内径 DN	标号 DASH		C	S1	S2
Q20418D-14-04(R5)	M14X1.5	5	4	8	1.4	12	17
Q20418D-16-05(R5)	M16X1.5	6	5	10	2.1	14	19
Q20418D-18-06(R5)	M18X1.5	8	6	12	1.8	17	22
Q20418D-22-08(R5)	M22X1.5	11	8	15	3	19	27
Q20418D-26-10(R5)	M26X1.5	13	10	18	2.1	27	32
Q20418D-30-12(R5)	M30X2	16	12	22	3.8	30	36
Q20418D-36-16(R5)	M36X2	22	16	28	4.5	36	41
Q20418D-45-20(R5)	M45X2	22	16	35	4	41	50
Q20418D-45-20(R5)	M45X2	28	20	35	4	41	50
Q20418D-52-24(R5)	M52X2	35	24	42	4	50	60

### Q20518-R5

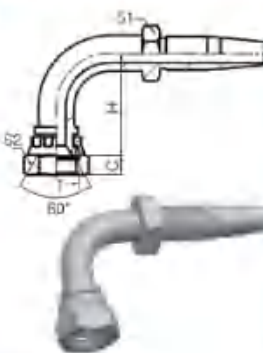
公制内螺纹24°锥带O型圈重系列  
METRIC Female 24° Cone O-ring H.T.



代号 PART NO.	螺纹 T THREAD T	软管 HOSE BORE		管子外径 D TUBE O.D	尺寸 DIMENSIONS		
		公称内径 DN	标号 DASH		C	S1	S2
Q 20518D-16-04(R5)	M14X1.5	5	04	8	1.8	14	19
Q 20518D-16-05(R5)	M16X1.5	6	05	8	1.8	14	19
Q 20518D-18-04(R5)	M18X1.5	5	04	10	1.5	17	22
Q 20518D-18-06(R5)	M18X1.5	8	06	10	1.5	17	22
Q 20518D-20-06(R5)	M20X1.5	8	06	12	2.5	17	24
Q 20518D-22-06(R5)	M22X1.5	8	06	14	3	19	27
Q 20518D-24-08(R5)	M24X1.5	11	08	16	3	22	30
Q 20518D-30-10(R5)	M30X2	13	10	20	2.5	27	36
Q 20518D-30-12(R5)	M30X2	16	12	20	2.5	27	36
Q 20518D-36-12(R5)	M36X2	16	12	25	3.2	36	41
Q 20518D-36-16(R5)	M36X2	22	16	25	3.2	36	41
Q 20518D-42-16(R5)	M42X2	22	16	30	3.9	41	50
Q 20518D-42-20(R5)	M42X2	28	20	30	3.9	41	50
Q 20518D-52-20(R5)	M52X2	28	20	38	4.5	50	60
Q 20518D-52-24(R5)	M52X2	35	24	38	4.5	50	60

### Q21698D-R5

90°美制 NPSM 内螺纹 60°外锥面  
90°NPSM Female 60° Cone

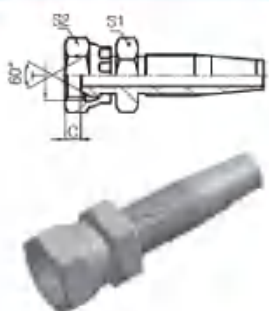


代号 PART NO.	螺纹 T THREAD T	软管 HOSE BORE		尺寸 DIMENSIONS			
		公称内径 DN	标号 DASH	B	H	S1	S2
Q 21698D-04-04(R5)	1/4"X18	6	04	4.6	40.5	14	19
Q 21698D-06-05(R5)	3/8"X18	8	05	6	43	14	22
Q 21698D-06-06(R5)	3/8"X18	10	06	6	45.3	17	22
Q 21698D-08-08(R5)	1/2"X14	12	08	7.5	53.2	19	27
Q 21698D-12-10(R5)	3/4"X14	16	10	8.9	53.5	24	32
Q 21698D-12-12(R5)	3/4"X14	20	12	8.9	69.1	27	32
Q 21698D-16-16(R5)	1"X11.5	25	16	10.5	75	32	41
Q 21698D-20-20(R5)	1 1/4"X11.5	32	20	11.2	86	41	50
Q 21698D-24-24(R5)	1 1/2"X11.5	40	24	11.2	101.5	46	55
Q 21698D-32-32(R5)	2"X11.5	50	32	11.2	124.5	65	70



Q22618D-R5

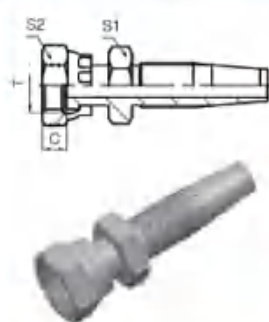
英制内螺纹 60°外锥面  
BSP Female 60° Cone



代号 PART NO.	螺纹 T THREAD T	软管 HOSE BORE		尺寸 DIMENSIONS		
		标号 DASH		C	S1	S2
Q22618D-04-04(R5)	G1/4"X19	04		5.5	14	19
Q22618D-06-05(R5)	G3/8"X19	05		6.3	17	22
Q22618D-06-06(R5)	G3/8"X19	06		6.3	17	22
Q22618D-08-08(R5)	G1/2"X14	08		7.5	19	27
Q22618D-10-10(R5)	G5/8"X14	10		9.5	22	30
Q22618D-12-12(R5)	G3/4"X14	12		10.9	27	32
Q22618D-16-16(R5)	G1"X11	16		11.7	32	41
Q22618D-20-20(R5)	G1.1/4"X11	20		11	41	50

Q24218D-R5

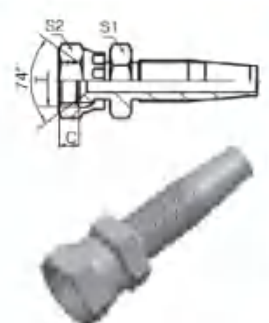
美制ORFS内螺纹平面双六角  
ORFS Female Flat Double Hexagon



代号 PART NO.	螺纹 T THREAD T	软管 HOSE BORE		尺寸 DIMENSIONS		
		标号 DASH		C	S1	S2
Q24218D-04-04(R5)	9/16"X18	04		8.5	14	19
Q24218D-04-05(R5)	9/16"X18	05		8.5	14	19
Q24218D-06-06(R5)	11/16"X16	06		10	17	22
Q24218D-08-08(R5)	13/16"X16	08		11	19	27
Q24218D-10-10(R5)	1"X14	10		13.5	24	30
Q24218D-12-12(R5)	1.3/16"X12	12		15	30	36
Q24218D-16-16(R5)	1.7/16"X12	16		15	36	41
Q24218D-20-20(R5)	1.11/16"X12	20		15	41	50
Q24218D-24-24(R5)	2"X12	24		16	50	60

Q26718D-R5

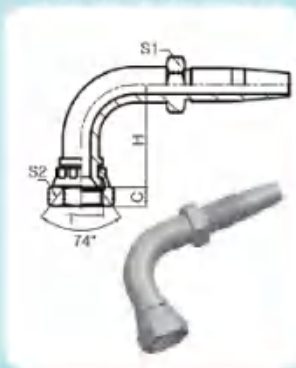
美制 JIC 内螺纹 74°内锥面  
JIC Female 74° Cone Seat



代号 PART NO.	螺纹 T THREAD T	软管 HOSE BORE		尺寸 DIMENSIONS		
		标号 DASH		C	S1	S2
Q26718D-04-04(R5)	7/16"X20	04		9	14	15
Q26718D-05-05(R5)	1/2"X20	05		9.5	14	17
Q26718D-06-06(R5)	9/16"X18	06		10.5	17	19
Q26718D-08-08(R5)	3/4"X16	08		11	22	24
Q26718D-10-10(R5)	7/8"X14	10		13	27	27
Q26718D-12-12(R5)	1.1/16"X12	12		15	32	32
Q26718D-16-16(R5)	1.5/16"X12	16		16	38	41
Q26718D-20-20(R5)	1.5/8"X12	20		17	41	50
Q26718D-24-24(R5)	1.7/8"X12	24		20	46	55
Q26718D-32-32(R5)	2.1/2"X12	32		23.5	65	75

### Q26798D-R5

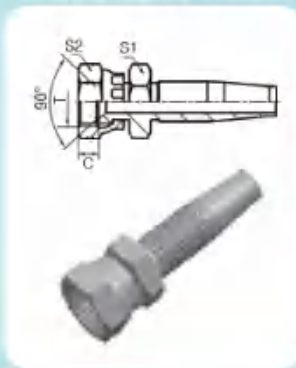
90°美制 JIC 内螺纹 74°内锥面  
90°JIC Female 74° Cone Seat



代号 PART NO.	螺纹 T THREAD T	软管 HOSE BORE		尺寸 DIMENSIONS			
		公称内径 DN	标号 DASH	C	H	S1	S2
Q26798D-04-04(R5)	7/16"X20	10	04	9	33.5	14	15
Q26798D-05-05(R5)	1/2"X20	12	05	9.5	37	14	17
Q26798D-06-06(R5)	9/16"X18	12	06	10.5	39.3	17	19
Q26798D-08-08(R5)	3/4"X16	12	08	11	47.5	19	24
Q26798D-10-10(R5)	7/8"X14	12	10	13	52.5	24	27
Q26798D-12-12(R5)	1.1/16"X12	12	12	15	63.5	27	32
Q26798D-16-16(R5)	1.5/16"X12	12	16	16	70	32	41
Q26798D-20-20(R5)	1.5/8"X12	12	20	17	85	41	50
Q26798D-24-24(R5)	1.7/8"X12	12	24	20	97.5	46	55
Q26798D-32-32(R5)	2.1/2"X12	12	32	23.5	118.8	65	75

### Q27818D-R5

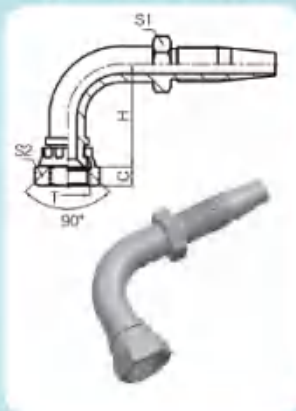
美制SAE 内螺纹 90°内锥面  
SAE Female 90° Cone Seat



代号 PART NO.	螺纹 T THREAD T	软管 HOSE BORE		尺寸 DIMENSIONS			
		公称内径 DN	标号 DASH	C	S1	S2	
Q27818D-04-04(R5)	7/16"X20	10	04	9	14	15	
Q27818D-05-05(R5)	1/2"X20	12	05	9	14	17	
Q27818D-06-06(R5)	5/8"X18	12	06	11.3	17	22	
Q27818D-08-08(R5)	3/4"X16	12	08	11	22	24	
Q27818D-10-10(R5)	7/8"X14	12	10	13	27	27	
Q27818D-12-12(R5)	1.1/16"X14	12	12	14.3	32	32	

### Q27898D-R5

90°美制 SAE 内螺纹 90°内锥面  
90°SAE Female 90° Cone Seat



代号 PART NO.	螺纹 T THREAD T	软管 HOSE BORE		尺寸 DIMENSIONS			
		公称内径 DN	标号 DASH	C	H	S1	S2
Q27898D-06-06(R5)	5/8"X18	12	06	11.3	40.8	17	22
Q27898D-08-08(R5)	3/4"X16	12	08	10.5	47.5	19	24





**CANGZHOU QC HYDRAULICS CO., LTD**

STAINLESS STEEL HYDRAULIC  
HOSE FITTINGS AND FERRULES  
QC HYDRAULICS IS A STAINLESS STEEL MANUFACTURER



Tianzhuangzi Village, Zhifangtou Township, Cang County,  
Cangzhou City, Hebei Province, China.

E-mail: [info@qchydraulics.com](mailto:info@qchydraulics.com)

Tel: +86-317-4953899

Fax: +86-317-4953796

Website: <http://www.qchydraulics.com/>